

section 1

INTRODUCTION

Goodyear, founded in 1898, has been producing aircraft tires since 1909 and retreading aircraft tires since 1927. With more than 90 years in the aircraft tire business, Goodyear is the world's largest supplier of aircraft tires.

Goodyear aircraft tires have been selected as original equipment on virtually all current U.S. military aircraft.

Goodyear manufactures new tires in the United States, Brazil, and Thailand. Retreading facilities are located in the United States, Brazil, Thailand, the Netherlands and in Australia.

Goodyear aircraft tires meet exacting specifications, are qualified to perform safely and economically, and hold up under the stringent demands set forth by today's high performance aircraft.

Specific data on the proper tire sizes for different aircraft main and auxiliary/nose gear, speed ratings, nominal inflation pressures, dimensions, and other data needed by users to obtain the maximum service from their aircraft tires are presented in this booklet. Data are included for reference purposes for some tires that are not in the Goodyear authorized line. The data presented supersedes previously published Goodyear data.

The data and general notes for civil aircraft tires are in accordance with The Tire & Rim Association Standards. The civil aircraft tire data also conform to Federal Aviation Agency Technical Standard Order C-62d, and other standards as applicable.

The data for Military Aircraft are based on military specification MIL-PRF-5041J, unless otherwise indicated.

The tire weights given in the Data Sheets are calculated weights on the basis of specifications in effect or contemplated at the time of publication. They are subject to change and are not to be construed as guaranteed weights.

Loads shown are the recommended maximum for the indicated inflation. For loads less than maximum, the inflation pressure can be reduced proportionately.

The physical tire data and applications herein are accurate to the best of our knowledge at the time of publication. For questions regarding specific applications, please contact your Goodyear aircraft tire distributor or the aircraft manufacturer for current information.

section 2

DEFINITIONS AND ABBREVIATIONS

TIRE NAME SIZE CLASSIFICATION

- Three Part Type** All new sizes being developed are in this classification. This group was developed to meet the higher speeds and loads of today's aircraft. NOTE: Some sizes have a letter such as "H" in front of the diameter. This is to identify a tire that is designed for a higher percent deflection.
- Radial** Radial size nomenclature is the same as Three Part except an "R" replaces the "-" (dash) before the wheel/rim diameter.
- Metric Type** This size designation is the same as Three Part except the diameter and section width dimensions are in millimeters, and the wheel/rim diameter is in inches.
- Type I** Oldest type/description giving outside diameter only.

Type III This type was one of the earliest size designations used for early piston-prop type aircraft. Its characteristic is low pressure for cushioning and flotation.

Type VII This type covers most of the older sizes and was designed for today's jet aircraft with its higher load capacity.

Tire Name Type	Tire Size Example	Nominal Diameter (Inches)	Nominal Section Width (Inches)	Nominal Wheel/Rim Diameter (Inches)
Three Part	49x19.0-20	49	19.0	20
Metric	670x210-12	670(mm)	210(mm)	12(in)
Type I	27	27	—	—
Type III	8.50-10	—	8.50	10
Type VII	49x17	49	17	—
Radial	32x8.8R16	32	8.8	16

Ply Rating The term "Ply Rating" is used to identify a given tire with its maximum recommended load when used in a specific type of service. It is an index of tire strength and does not necessarily represent the number of carcass plies in the tire.

TT or TL Designates whether the tire is tube-type or tubeless construction.

Rated Speed The maximum speed to which the tire is qualified.

Rated Load The maximum load rating in lbs.

Rated Inflation The rated inflation pressure required for the tire to support the rated load.

Maximum Braking Load The maximum steady braking load which may be applied to a tire.

Maximum Bottoming Load Approximate load required to bottom the tire on the rim at rated inflation pressure.

Plant The plant at which the tire was produced. *BRA – Brazil; DAN – Danville; *LUX – Luxembourg; THL – Thailand

*Goodyear no longer manufactures aircraft tires in Luxembourg.

- Tread Design/ Trademark**
- RIB – Rib
- SMO – Smooth
- AW – All Weather
- G27 – Rib All Weather
- DT – Deflector Type
- DDT – Dual Deflector Type
- FLE – Flight Eagle
- FLC II – Flight Custom II
- FLC III – Flight Custom III
- FLS II – Flight Special II
- FLDR – Flight Leader
- FLRAD – Flight Radial
- RS700 – Red Streak 700
- Twin Contact

Part Number The part number assigned to the tire if applicable.

Weight Calculated weight of approved construction.

Inflated Dimensions The dimensions of a new tire inflated to rated inflation pressure.

Static Loaded Radius Loaded Radius is the distance from the center of the axle to the deflected tread surface under normal load and inflation pressure.

Flat Tire Radius Flat Tire Radius is the distance from the center of the axle to the deflected tread surface when subjected to bottoming load.

Aspect Ratio Aspect Ratio is the ratio of tire section height to tire section width.

Wheel The dimensions of the wheel on which the tire is to be used.

section 3

QUALIFICATION SPECIFICATION

Below is a list of abbreviations used in following data sheets:

AIRCRAFT MANUFACTURERS

AC	Commander Division Rockwell Intl.
AMD	Dassault
AS	Aerospatiale
BAC	British Aircraft Corp.
BAe	British Aerospace
BE	Beech
BOE	Boeing Aircraft Corp.
BOM	Bombardier
CASA	Construcciones Aeronauticas SA
CES	Cessna Aircraft Co.
CON	General Dynamics – Convair Div.
DAC	Douglas Aircraft Corp.
DH	DeHavilland Aircraft Co. Ltd.
DOR	Dornier GmbH
EMB	Empresa Brasileira de Aeronautica SA (EMBRAER)
FCH	Fairchild
FOK	Fokker
GAC	Gulfstream
GDC	General Dynamics Corp.
GRU	Grumman Corp.
GUA	General Utility Aircraft
HP	Handley Page
HS	Hawker Siddeley
IAI	Israeli Aircraft Industries
ITL	Alenia
KAMAN	Kaman Helicopters
KHI	Kawasaki Heavy Industries Ltd.
LAC	Lockheed Aircraft Corp.
LTV	Ling-Temco-Vought Aeronautical
MAR	Martin Marietta
MBB	Messerschmitt-Bolkow-Blohm
McD	McDonnell-Douglas Corp.
MIT	Mitsubishi Heavy Industries Ltd.
NA	North American Rockwell
NI	Nihon
NOR	Northrop Corp.
PAN	Panavia
REP	Fairchild
SA	Sikorsky Aircraft
SAAB	SAAB Aircraft AB
SHO	Shorts
SIAI	SIA Marchetti
SWE	Swearingen
VGt	Vought
WES	Westland Helicopter

GOVERNMENT

AIR8505A	French Military of Armed Forces Spec
5041	Military Specification for Pneumatic Tires
MS	Military Specification for Navy Aircraft Tires
RAAF	Royal Australian Airforce
CF	Canadian Forces
SAF	Swedish Airforce
C62b	Technical Standard Order – FAA (Rev-b)
C62c	Technical Standard Order – FAA (Rev-c)
C62d	Technical Standard Order – FAA (Rev-d)
USAF	United States Air Force

MISCELLANEOUS

LST	Load, Speed and Time Curve
SCD	Specification Control Document
T&RA	The Tire and Rim Association
U	Universal LST Curve (TSO-C62d)

section 4

DATA SECTION - TIRES

three part name sizes

SIZE	CONSTRUCTION			SERVICE RATING				TREAD DESIGN/ TRADEMARK	PART NO	WEIGHT (LBS)	INFLATED DIMENSIONS (IN)						STATIC LOADED RADIUS (IN)	FLAT TIRE RAD (IN)	ASPECT RATIO	WHEEL (IN)					AIRCRAFT MANUFACTURER	QUALIFICATION SPEC
	PLY RATING	TT OR TL	RATED SPEED (MPH)	RATED LOAD (LBS)	RATED INFLATION (PSI)	MAXIMUM BRAKING LOAD (LBS)	MAXIMUM BOTTOMING LOAD (LBS)				OUTSIDE DIA		SECTION WIDTH		SHOULDER					WHEEL SIZE	WIDTH BETWEEN FLANGES	SPECIFIED RIM DIAMETER	FLANGE HEIGHT	MIN LEDGE WIDTH		
											MAX	MIN	MAX	MIN	DIA MAX	WIDTH MAX										
18x4.25-10	6	TL	210	2,300	100	3450	6900	Flight Eagle DT	181K63-2	11.8	18.25	17.75	4.7	4.45	16.75	4.15	7.9	6.7	0.874	18x4.25-10	3.63	10	0.6	0.85	HS	C62c
13x5.0-4	14	TL	180	3,100	143	4650	9300	Rib DT	135F48-2	7.8	13.25	12.7	5.25	4.95	11.6	4.6	5.3	4.1	0.88	13x5.0-4	4.25	4	0.75	0.8	Dassault	C62b
14.5x5.5-6	14	TL	120	3,550	155	5330	10600	Rib	145K41-1	10.2	14.5	14	5.5	5.15	13	4.85	6.1	5.1	0.775	14.5X5.5-6	4.25	6	0.88	1.5	Sikorsky	C62c
14.5X5.5-6	14	TL	210	2,800	144	4200	13100	Flight Eagle DT	145K13-1	11.4	14.5	14	5.5	5.15	13	4.85	6.4	5.1	0.775	14.5x5.5-6	4.25	6	0.88	1.5	Dassault	C62c
18x5.7-8	18	TL	250	8,600	300	12900	25800	Rib	461B-3563-TL	16.1	17.9	17.3	5.7	5.35	16.2	5	7.55	6.1	0.869	18x5.5	4.25	8	0.88	1.5	Lockheed	16VL027-E
18x5.7-8	20	TL	250	9,000	315	13500	27000	Rib	461B-3434-TL	16.1	17.9	17.3	5.7	5.35	16.2	5	7.55	6.1	0.869	18x5.5	4.25	8	0.88	1.5	GenDyn	GD 16VL036
17.5X5.75-8	12	TL	210	5,000	180	7500	15000	Flight Eagle	178K23-5	14.7	17.5	16.95	5.75	5.4	15.8	5.1	7.4	6.1	0.827	18x5.5	4.25	8	0.88	1.4	Lear	C62c
17.5X5.75-8	14	TL	210	6,050	220	9080	18200	Flight Eagle	178K43-1	16.7	17.5	16.95	5.75	5.4	15.8	5.1	7.4	6.3	0.827	18x5.5	4.25	8	0.88	1.4	Lear	C62c
18x5.75-8	8	TL	190	3,050	105	4570	9200	Flight Eagle DDT	186K88-5	13.7	18	17.4	5.75	5.4	16.2	5.1	7.6	6	0.87	18x5.5	4.25	8	0.88	1.25	Dassault	C62c
22x5.75-12	10	TL	190	5,700	180	8550	17100	Flight Eagle	226K08-4	19.9	22	21.4	5.75	5.4	20.2	5.05	9.6	8	0.87	22x5.5	4.25	12	0.88	1.35	Cessna, Dassault	C62c
22x5.75-12	12	TL	210	7,100	220	10650	21300	Flight Eagle	226K23-2	23.4	22	21.4	5.75	5.4	20.2	5.05	9.6	8.3	0.87	22x5.5	4.25	12	0.88	1.35	Rockwell	C62c
13.5x6.0-4	14	TL	230	3,450	135	5000	10000	Rib	461B-3470-TL	6.8	13.75	13.2	6.1	5.75	12	5.4	5.35	3.6	0.8	13.5x6.0-4	4.75	4	0.55	0.94	HS, McDonnell-Douglas	USN MILT MS
15x6.0-6	6	TT	160	1,950	68	2830	5300	Flight Custom II	156E66-1	7.3	15.2	14.55	6.3	5.9	13.55	5.55	6.15	4.8	0.727	6.00-6	5	6	0.75	0.85	GUA	C62c
15X6.0-6	6	TT	120	1,950	68	2830	5300	Flight Special II	156E61-3	7	15.2	14.55	6.3	5.9	13.55	5.55	6.15	4.8	0.727	6.00-6	5	6	0.75	0.85	GUA	C62c
15X6.0-6	6	TT	160	1,950	68	2830	5300	Flight Custom III	156E66-4	9	15.2	14.55	6.3	5.9	13.55	5.55	6.15	4.8	0.727	6.00-6	5	6	0.75	0.85	GUA	C62c
15x6.0-6	10	TL	160	3,200	112	—	—	Flight Custom II	156E06-1	9.25	15.2	14.55	6.3	5.9	13.55	5.55	6.1	4.8	0.727	6.00-6	5	6	0.75	—	Eurocopter	C62d
17.5x6.25-6	8	TT	190	2,350	65	3410	6300	Rib DDT	175K88-4	10.5	17.5	16.85	6.25	5.9	15.45	5.5	6.9	4.8	0.92	6.00-6	5	6	0.75	0.9	Snias	C62c
17.5X6.25-6	10	TL	160	3,750	90	5650	10150	Flight Special II	175K08-1	10.9	17.5	16.85	6.25	5.9	15.45	5.5	6.9	4.8	0.92	6.00-6	5	6	0.75	0.95	Piper, Sikorsky	C62d
17.5X6.25-6/6.00-6	8	TL	190	2,900	70	4200	7800	Flight Special II	175K88-2	10.4	17.5	16.85	6.25	5.9	15.45	5.5	6.9	4.8	0.92	6.00-6	5	6	0.75	0.9	Saab	C62c
17.5x6.25-11	8	TL	139K	3,600	167	5400	10800	Smooth	461B-2271-TL	12.5	17.7	17.3	6.1	5.7	16.5	5.45	7.95	7.6	0.551	17.5x6.25-11	5.25	11	0.81	1.25	Kaman	USN KAMAN
18x6.5-8	12	TL	223K	5,000	150	7500	15000	Rib	461B-3325-TL	12.4	18	17.45	6.5	6.2	15.95	5.7	7.6	6.1	0.766	18x6.5-8	5.25	8	0.88	1.5	Northrop	USAF 63J4242
22x6.5-10	6	TL	190	2,800	61	4200	8400	Rib	222K68-2	13.4	22.1	21.35	6.65	6.25	19.9	5.65	9.1	6.9	0.909	6.50-10	4.75	10	0.81	1.2	DeHavilland	C62d
22x6.5-10	10	TL	190	5,200	125	7800	15600	Rib	222K08-1	15.9	22.1	21.35	6.65	6.25	19.9	5.65	9.25	6.9	0.909	6.50-10	4.75	10	0.81	1.2	Cessna	C62d
24x6.5-14	18	TL	200K	12,900	375	18750	37500	Rib	461B-2592-TL	32.1	24	23.4	6.65	6.25	22.4	5.9	10.6	9.7	0.752	25x6.0	4.75	14	0.88	1.65	Douglas	USN MS14178
22x6.6-10	18	TL	200K	10,700	260	16050	32100	Rib	461B-3226-TL	24.5	22.2	21.6	6.8	6.4	20	6	9.45	7.4	0.902	22x6.6-10	5.5	10	1	2.05	McDonnell-Douglas	USAF 8412568
22x6.6-10	18	TL	244K	9,200	260	13800	32100	Rib	461B-3343-TL	28.7	22.2	21.6	6.8	6.4	20	6	9.7	7.4	0.902	22x6.6-10	5.5	10	1	2.05	—	5041G
22x6.6-10	20	TL	190K	12,000	270	18000	36000	Rib	461B-2515-TL	26.5	22.2	21.6	6.8	6.4	20	6	9.35	7.4	0.902	22x6.6-10	5.5	10	1	2.05	Grumman	USN MS14168
19.5x6.75-8	8	TL	210	3,300	86	4950	9900	Flight Leader DT	196K83-1	17.3	19.5	18.9	6.75	6.2	17.45	5.95	8.05	5.9	0.865	6.50-8	5.25	8	0.81	1.25	Embraer	C62d
19.5x6.75-8	10	TL	190	4,270	110	6400	12800	Rib	196K08-9	15.9	19.2	18.9	6.35	6.2	17.45	5.95	8.05	6.1	0.865	6.50-8	5.25	8	0.81	1.25	Fairchild	C62d
19.5x6.75-8	10	TL	190	4,270	110	6400	12800	Rib DDT	196K08-A	17.2	19.5	18.9	6.75	6.2	17.45	5.95	8.05	6.1	0.865	6.50-8	5.25	8	0.81	1.25	Beech	C62d
H19.5x6.75-10	8	TL	160	4,000	120	5800	10800	Flight Eagle	197K86-1	16	19.5	18.9	6.75	6.35	17.8	5.95	8.25	6.8	0.702	H19.5x6.75-10	4.25	10	0.75	1.5	Beech	C62c
20.5x6.75-10	10	TL	210	5,450	158	8175	16350	Flight Leader	206K03-1	19.8	20.5	20	6.75	6.35	19.45	6.1	8.8	7.3	0.779	20.5x6.75-10	5.25	10	1	1.8	Canadair	EDD00046
22x6.75-10	8	TL	160	4,450	99	6700	12000	Flight Custom III	265F86-8	20	22	21.3	6.75	6.35	19.85	5.95	9.1	7.1	0.889	6.50-10	4.75	10	0.81	0.95	Beech, Lockheed	C62d
22x6.75-10	10	TL	190	5,900	125	8550	15950	Flight Special II	265K08-1	21.5	22	21.35	6.75	6.35	19.85	5.95	9.1	7.1	0.891	6.50-10	4.75	10	0.81	1.3	Beech	C62d
22x6.75-10	18	TL	174K	10,600	245	15900	31800	Rib	461B-2687-TL	22.7	22	21.35	6.75	6.35	19.85	5.95	9.3	7.4	0.891	22x6.6-10	5.5	10	1	2.05	Lockheed	USN MS14161
25.75x6.75-14	14	TL	210	10,300	199	14930	27800	Rib	256K43-3	28.4	25.75	25.1	6.75	6.35	23.65	5.95	11.05	9.3	0.872	26x6.6	5	14	1	1.7	Canadair	C62d
25.75x6.75-14	14	TL	210	10,300	199	14930	27800	Rib	256K43-2	33.1	25.75	25.1	6.75	6.35	23.65	5.95	11.05	9.4	0.872	26x6.6	5	14	1	1.7	Canadair	C62c
26x6.75-14	16	TL	190	11,900	270	17850	35700	Flight Eagle	265K68-2	37.6	26	25.3	6.75	6.35	23.85	5.95	11.3	9.6	0.889	26x6.6	5	14	1	1.9	Rockwell	C62c
21.5x7.0-10	12	TL	139K	6,700	135	9720	18100	Rib	710G26B2	18.8	21.76	21.14	7.05	6.73	18.9	6.14	9	7	0.831	175x254x545	5.9	10	0.75	—	Aeromacchi	5041H
23x7.0-12	12	TL	210	7,800	160	11700	23400	Flight Eagle	237K23-2	27.9	23.2	22.6	7.2	6.8	21.15	6.3	9.9	7.9	0.779	23x7.0-12	6.25	12	0.65	1.25	HS	C62c
21X7.25-10	10	TL	225	5,150	135	7730	15500	Flight Eagle DT	217K02-2	19.5	21.25	20.6	7.2	6.8	19.25	6.35	9.05	7.1	0.78	22x6.6	5.5	10	1	1.25	Grumman	C62d
21X7.25-10	12	TL	225	6,400	166	9600	19200	Flight Eagle DT	217K22-1	19.3	21.25	20.6	7.2	6.8	19.25	6.35	9	7.1	0.78	22x6.6	5.5	10	1	1.8	Gulfstream	C62d
21X7.25-10	12	TL	210	6,400	166	9600	19200	Flight Eagle DT	217K23-1	19.6	21.25	20.6	7.2	6.8	19.25	6.35	9	7.1	0.78	22x6.6	5.5	10	1	1.95	Canadair	C62d
24X7.25-12	12	TL	190	8,150	164	12200	24500	Flight Leader	247R28-1	26.8	24.5	23.95	7.5	7	22.25	6.5	10.4	7.8	0.843	24X7.25-12	6.25	12	0.7	1.75	Embraer	C62d
22x7.75-9	26	TL	210K	12,400	305	18600	32200	Rib	461B-3592-TL	23	22.2	21.5	7.8	7.35	19.85	7.12	9.2	6.7	0.848	22x7.75-9	6.25	9	1.13	2.15	MCAir	5041H
22x7.75-10	10	TL	190	5,500	110	7980	14900	Rib	277K08-1	20.9	22	21.3	7.75	7.3	19.85	6.8	9.05	6.9	0.774	6.50-10	4.75	10	0.81	0.95	Cessna	C62d
22x7.75-10	12	TL	190	6,700	133	10050	20100	Rib	277K28-1	25.4	22	21.3	7.75	7.3	19.85	6.8	9.05	6.9	0.774	6.50-10	4.75	10	0.81	0.95	Cessna	C62d
25x7.75-10	12	TL	190	6,900	115	10350	20700	Flight Leader	257K28B1	25	25	24.2	7.75	7.3	23.5	7	10.3	7.1								

three part name sizes

SIZE	CONSTRUCTION			SERVICE RATING				TREAD DESIGN/ TRADEMARK	PART NO	WEIGHT (LBS)	INFLATED DIMENSIONS (IN)						STATIC LOADED RADIUS (IN)	FLAT TIRE RAD (IN)	ASPECT RATIO	WHEEL (IN)					AIRCRAFT MANUFACTURER	QUALIFICATION SPEC
	PLY RATING	TT OR TL	RATED SPEED (MPH)	RATED LOAD (LBS)	RATED INFLATION (PSI)	MAXIMUM BRAKING LOAD (LBS)	MAXIMUM BOTTOMING LOAD (LBS)				OUTSIDE DIA		SECTION WIDTH		SHOULDER					WHEEL SIZE	WIDTH BETWEEN FLANGES	SPECIFIED RIM DIAMETER	FLANGE HEIGHT	MIN LEDGE WIDTH		
											MAX	MIN	MAX	MIN	DIA MAX	WIDTH MAX										
26x7.75-13	10	TT	210	7,250	110	10880	21750	Rib DT	267R03G1	30.6	26.3	25.5	7.9	7.45	23.9	6.95	11	8.6	0.84	26x7.75-13	6.62	13	0.7	1.5	Snias	C62c
27x7.75-15	12	TL	225	9,650	200	14475	29000	Flight Leader	275K22-1	38.9	27	26.3	7.75	7.3	24.85	6.85	11.8	9.8	0.774	29x7.7	6	15	1	1.65	Boeing	C62c
22x8.0-8	6	TT	120	2,500	40	3620	6700	Flight Special II	228K61-1	13	22	21.3	8	7.55	19.5	7.05	8.75	6	0.878	22x8.0-8	6	8	0.88	1.1	GUA	C62c
22x8.0-10	10	TL	190	6,500	110	9750	17500	Flight Eagle	220K08-3	24.1	22	21.35	8	7.55	19.85	7.05	9	6.9	0.751	22x8.0-10	5	10	0.63	1.4	Cessna	C62c
22x8.0-10	12	TL	190	7,900	135	11450	21300	Flight Eagle	220K28-1	27.7	22	21.35	8	7.55	19.85	7.05	9	7.1	0.751	22x8.0-10	5	10	0.63	1.4	Cessna	C62c
24x8.0-13	18	TL	230K	12,500	285	18750	37500	Rib	461B-2506-TL	28.3	24	23.4	8	7.55	22	7.05	10.45	8.9	0.688	24x8.0-13	5.75	13	1	2.05	Northrop	USAF 73453C
25.5x8.0-14	20	TL	217K	16,200	310	23500	43700	Rib	461B-3529-TL	39.5	25.5	24.8	8	7.55	23.14	6.84	11	9.4	0.717	25.5x8.0-14	5.75	14	1	2.1	Lockheed	USAF 16VL028
26x8.0-14	16	TL	239K	12,700	235	18420	34300	Rib	461B-1905-TL-1	35.9	26	25.3	8	7.5	23.85	6	11.2	9.6	0.752	26x8.0-14	6.38	14	1.13	2.1	Lockheed	USAF 61D3001E
26x8.0-14	16	TL	280	12,700	235	18420	34300	Rib	268K67G3	38.4	26	25.3	8	7.5	23.85	6	11.2	9.6	0.752	26x8.0-14	6.38	14	1.13	2.1	Lockheed	USAF
H22x8.25-10	14	TL	190	8,300	156	12500	22400	Flight Eagle	229K48-1	27.2	22	21.35	8.25	7.8	20.8	7.45	9.15	7.1	0.727	H22x8.25-10	5.25	10	0.85	2.14	Cessna	C62d
H22x8.25-10	14	TL	190	8,300	156	12500	22400	Flight Eagle	229K48-2	31	22	21.35	8.25	7.8	20.8	7.45	9.15	7.1	0.727	H22x8.25-10	5.25	10	0.85	2.14	Cessna	C62d
22x8.5-11	16	TL	217K	10,000	210	15000	30000	Rib	461B-2513-TL	25.9	22	21.4	8.5	8.1	19.65	7.5	9.4	7.8	0.645	22x8.5-11	7.25	11	0.88	1.88	Northrop	USAF 63J4241F
H27x8.5-14	16	TL	210	13,300	207	19950	35900	Flight Eagle	274K63-1	42	27	26.3	8.5	8	25.7	7.65	11.45	9.4	0.767	H27x8.5-14	5.5	14	0.95	2.15	Canadair	C62d
25.5x8.75-10	14	TL	190	8,500	101	12750	22950	Rib	259K48G1	33.5	25.6	24.7	8.65	8.25	22.85	7.7	10.25	7.2	0.896	24x7.7	5.5	10	0.91	1.5	Dornier	C62c
27.75x8.75-14.5	24	TL	225K	21,500	320	31175	58050	Rib	461B-3680-TL	52.03	27.75	27.05	8.75	8.25	24.6	7.48	11.85	9.9	0.759	27.75x8.75-14.5	6	14.5	1.2	2.35	Lockheed	USAF 16VL032
28x9.0-14	22	TL	185K	18,100	280	27150	54300	Rib	461B-3140-TL	53.2	27.85	27.3	9.1	8.6	25.25	8	12	9.6	0.767	28x9.0-14	7.25	14	1.13	2.25	Vought	USAF 74201
H29x9.0-15	16	TL	210	14,500	196	21750	39200	Flight Leader	299K63-1	43.9	29	28.2	9	8.5	27.7	8.55	12.3	9.9	0.777	H29x9.0-15	6	15	0.95	2.15	Canadair	C62c
H30x9.5-16	16	TL	210	15,350	202	23025	46050	Flight Leader	302K63-1	53	30	29.35	9.5	8.95	28.6	8.55	12.85	10.6	0.741	H30x9.5-16	6.25	16	1.1	2.2	Embraer	C62d
35x9.0-17	16	TL	210	17,920	178	26880	53800	Rib	359R63G1	65.1	34.8	33.95	9.4	8.9	31.6	8.2	14.75	11.2	0.949	35x9.0-17	7.25	17	1.1	2.25	Snias	C62c
34x9.25-16	18	TL	210	17,800	190	26700	53400	Flight Eagle	348F83-2	68.4	34	33.15	9.25	8.75	30.75	8.15	14.35	10.7	0.976	32x8.8	7	16	1.13	2	Grumman	C62c
H34x9.25-18	18	TL	225	19,400	213	29100	52400	Flight Eagle	349K82-2	59.5	34	33.15	9.25	8.75	30.75	8.15	14.5	11.6	0.865	H34x9.25-18	6	18	1.2	2.4	Gulfstream	C62d
B24x9.5-10.5	18	TL	210	12,200	160	18300	32900	RS-700	249K83-3	40.2	24	23.3	9.5	8.95	21.6	8.4	9.85	7.7	0.713	B24x9.5-10.5	6	10.5	0.88	1.9	IAI	C62c
30x9.5-14	16	TL	210	13,700	177	20600	41100	Flight Leader	304K63-2	48.1	30	29	9.5	8.95	28.4	8.55	12.65	9.6	0.84	30x9.5-14	7	14	1.13	2.25	Embraer	C62d
30x9.5-14	16	TL	210	13,700	177	20600	41100	Flight Leader	304K63-1	48.1	30	29	9.5	8.95	28.4	8.55	12.65	9.6	0.84	30x9.5-14	7	14	1.13	2.25	Embraer	C62d
H31x9.75-13	12	TL	190	9,350	90	14020	23400	Flight Leader	319K28-1	39.9	31	30.1	9.75	9.2	27.72	8.3	12.4	8.8	0.926	26.5x8.0-13	6.5	13	1	2.05	DeHavilland	C62d
31x9.75-14	12	TL	190	11,100	115	16650	33300	Flight Leader	318K28-1	39.2	31	30.1	9.75	9.2	29.4	8.8	12.95	9.3	0.873	31x9.75-14	8	14	1	2.15	DeHavilland	C62c
32x9.75-18	22	TL	250	23,700	345	35550	71100	Rib	461B-3309-TL	81.5	32	31.3	9.75	9.2	29.5	8.6	14.05	12.2	0.72	34.5x9.75-18	7.5	18	1.25	2.55	—	5041G
34.5x9.75-18	26	TL	203K	32,000	360	48000	96000	Rib	461B-3440-TL	81.2	34.5	33.7	9.75	9.15	31.55	8.4	14.85	11.9	0.852	34.5x9.75-18	7.5	18	1.25	2.55	McDonnell-Douglas	IAF
34.5x9.75-18	26	TL	225K	30,100	340	45150	90300	Rib	461B-3268-TL	77.9	34.5	33.7	9.75	9.15	31.55	8.4	14.85	11.9	0.852	34.5x9.75-18	7.5	18	1.25	2.55	McDonnell-Douglas	USAF 8412569
26X10.0-11	12	TL	139K	9,700	140	14550	30400	Rib	461B-3251-TL	30.2	26	25.5	10	9.45	23.3	8.8	10.85	7.8	0.758	26X10.0-11	8	11	1	1.95	Sikorsky	5041G
26x10.5-6	6	TL	120	2,765	25	4010	7465	Smooth	260K61-1	22.7	26	25.1	10.5	9.95	22.4	9.25	9.65	5	0.956	9.00-6	6.75	6	0.88	1.45	—	C62b
31x10.75-14	20	TL	264	14,615	174	21920	43800	Flight Leader	310K07G2	65.2	31.42	30.58	11.05	10.45	28.28	9.72	13.2	10	0.791	31x10.75-14	9	14	1.25	3.25	Snias	C62d
32x10.75-14	12	TL	160	10,200	85	14790	27500	Rib	321R26T1	52.6	32.55	31.65	10.95	10.55	28.55	9.5	13.25	9.3	0.842	32x10.75-14	9.25	14	1.05	2	HS	C62b
33.5x10.75-15	12	TL	160	12,200	100	17690	32900	Flight Leader	331K26-2	48.2	33.5	32.65	10.75	10.15	30.2	9.15	13.7	9.8	0.865	33.5x10.75-15	8	15	1	1.9	DeHavilland	C62c
34x10.75-16	12	TL	190	13,000	95	18850	35100	Flight Leader	347K28G1	58.8	34.5	33.65	10.45	9.9	31.15	8.9	14.25	10.5	0.888	34x10.75-16	8.25	16	1.05	1.85	Fokker, Shorts	C62c
34x10.75-16/10.50-16	10	TL	190	10,870	80	15760	29300	Flight Leader	347K08T1	62.5	34.5	33.65	10.45	9.9	31.15	8.9	14.25	10.3	0.888	34x10.75-16	8.25	16	1.05	1.85	Fokker, Shorts	C62c
34x10.75-16/10.50-16	12	TL	190	13,000	95	18850	35100	Flight Leader	347K28T1	71.6	34.5	33.65	10.45	9.9	31.15	8.9	14.25	10.5	0.888	34x10.75-16	8.25	16	1.05	1.85	Fokker, Shorts	C62c
29x11.00-10	10	TL	210	7,070	69	10605	21210	Rib	110T03-1	40.6	29	28.1	11	10.4	25.6	9.35	11.4	7.3	0.867	29x11.00-10	8.5	10	1	1.4	Alenia	C62d
29x11.0-10	10	TL	120	7,070	60	10250	19100	Rib	110T01-1	36	29	28.1	11	10.4	25.6	9.35	11.4	7.3	0.867	29x11.0-10	8.5	10	1	1.4	Rockwell	C62b
H35x11.0-18	20	TL	225	23,400	216	35100	63200	Flight Eagle	350K02-1	81.4	35	34.15	11	10.4	33.3	9.9	14.8	11.8	0.775	H35x11.0-18	7	18	1.2	2.8	Gulfstream	C62d
36x11.0-18	30	TL	227K	35,800	305	53700	85150	Rib	461B-3477-TL	85.2	35.8	34.9	10.4	9.85	34.1	9.35	15.25	12.4	0.857	36x11.0-18	8.5	18	1.75	3.2	McDonnell-Douglas	USAF
30x11.5-14.5	24	TL	210K	25,000	243	36250	67500	Rib	301K45G1	66.7	29.75	28.75	11.5	11	27	10.1	12.5	10.1	0.656	30x11.5-14.5	9.75	14.5	1.25	2.75	McDonnell-Douglas	USAF
30x11.5-14.5	24	TL	215K	25,000	243	36250	67500	Rib	461B-2573-TL	66.5	29.75	28.75	11.5	11	27	10.1	12.5	10.1	0.656	30x11.5-14.5	9.75	14.5	1.25	2.75	McDonnell-Douglas	IAF
30x11.5-14.5	24	TL	215K	25,000	245	36250	67500	Rib	461B-3197-TL	66.4	29.75	28.75	11.5	11	27	10.1	12.4	10.1	0.656	30x11.5-14.5	9.75	14.5	1.25	2.75	McDonnell-Douglas	CAF
30x11.5-14.5	26	TL	210K	25,000	245	36250	67500	Rib	461B-3204-TL	74.2	29.75	28.75	11.5	11	27	10.1	12.5	10.6	0.656	30x11.5-14.5	9.75	14.5	1.25	2.75	McDonnell-Douglas	USN MS14171
30x11.5-14.5	26	TL	220K	26,600	265	38570	71800	Rib	461B-3430-TL	72.4	31	30.45	11.5	10.9	27.54	10.2	12.5	10.1	0.724	30x11.5-14.5	9.75	14.5	1.25	2.75	McDonnell-Douglas	USAF MS21781
32x11.5-15	12	TL	225	11,200	120	16800	33600	Flight Leader DT	321K22-2	61.1	32	31.1	11.5	10.8	29	10.5	13.5									

three part name sizes

SIZE	CONSTRUCTION			SERVICE RATING				TREAD DESIGN/ TRADEMARK	PART NO	WEIGHT (LBS)	INFLATED DIMENSIONS (IN)						STATIC LOADED RADIUS (IN)	FLAT TIRE RAD (IN)	ASPECT RATIO	WHEEL (IN)					AIRCRAFT MANUFACTURER	QUALIFICATION SPEC
	PLY RATING	TT OR TL	RATED SPEED (MPH)	RATED LOAD (LBS)	RATED INFLATION (PSI)	MAXIMUM BRAKING LOAD (LBS)	MAXIMUM BOTTOMING LOAD (LBS)				OUTSIDE DIA		SECTION WIDTH		SHOULDER					WHEEL SIZE	WIDTH BETWEEN FLANGES	SPECIFIED RIM DIAMETER	FLANGE HEIGHT	MIN LEDGE WIDTH		
											MAX	MIN	MAX	MIN	DIA MAX	WIDTH MAX										
32x11.5-15	26	TL	210K	27,800	290	41700	83400	Rib	461B-3675-TL	84.4	32	31.45	11.5	10.9	29	10.5	12.8	10.5	0.747	32x11.5-15	9	15	1.25	3	MDA	Navy
35x11.5-16	22	TL	222K	23,000	210	34500	69000	Rib	461B-3418-TL	66.9	35	34.1	11.5	10.9	31.8	10.1	14.75	10.8	0.828	36x11	9	16	1.38	2.8	Rockwell	USAF
37x11.5-16	28	TL	190K	31,200	245	46800	93600	Rib	461B-3245-TL	85.9	37	36.1	11.5	10.9	33.2	10.1	15.45	11	0.917	37x11.5-16	9	16	1.38	3.15	Grumman	USN MS14152
37x11.75-16	12	TL	190	13,000	80	18850	35100	Flight Leader	371K28G1	69.7	37	36.1	11.75	11.15	33.25	10.35	15.05	10.3	0.897	37x11.75-16	9.25	16	1	1.63	Fokker	C62c
H36x12.0-18	18	TL	225	21,525	177	32288	58125	Flight Leader	362K82-1	82.9	36	35.2	12	11.35	34.2	10.8	15.2	11.8	0.753	H36x12.0-18	7.75	18	1.2	—	Canadair	C62d
H38x12.0-19	20	TL	210	25,300	193	3800	68300	Flight Eagle	382K03-2	86.08	38	37.1	12	11.35	36.1	10.8	16	12.5	0.794	H38x12.0-19	7.75	19	1.3	2.73	Canadair	C62d
H31x13.0-12	20	TL	225	17,200	155	25800	51600	Flight Leader	313K02-1	68	31	30.1	13	12.3	27.6	11.45	12.7	8.6	0.733	H31x13.0-12	8	12	1.2	2.7	Boeing	C62c
37x13.0-16	26	TL	225	29,300	220	43950	87900	Flight Leader	373K62-3	111.2	37	36.1	13	12.3	33.2	11.45	15.45	11.4	0.812	36x11	9	16	1.63	3.2	Lockheed	C62c
34x14.0-12	24	TL	174K	17,300	155	25950	51900	Rib	461B-3518-TL	87.9	34	32.6	14	13.2	30.5	12.35	13.7	9.2	0.782	34x14.0-12	11	12	1.38	3	Boeing	5041G
37x14.0-14	24	TL	225	25,000	160	37500	75000	Flight Leader	374F42-4	107.9	37	36.05	14	13.3	32.85	12.3	15.15	10.5	0.825	37x14.0-14	11	14	1.5	3	Douglas	C62c
H37x14.0-15	22	TL	225	24,100	165	36150	72300	Flight Leader	375K22-1	111.8	37	36.1	14	13.3	33.05	12.3	15.25	10.4	0.789	H37x14.0-15	9	15	1.3	2.8	Boeing	C62c
H37x14.0-15	22	TL	235	24,100	165	36150	72300	Flight Leader	375K29-1	111.8	37	36.1	14	13.3	33.05	12.3	15.25	10.4	0.789	H37x14.0-15	9	15	1.3	2.8	Boeing	C62d
H40x14.0-19	20	TL	225	27,100	166	39295	73200	Flight Leader	409K02-1	125.5	40	39.1	14	13.2	36.25	12	16.6	12.3	0.756	H40x14.0-19	9	19	1.2	2.5	Fokker	C62c
H40x14.5-19	22	TL	225	30,100	180	43640	81300	Flight Leader	419K22-2	144.4	40	39.1	14.5	13.75	36.25	12.8	16.65	12.7	0.727	H40x14.5-19	9.5	19	1.4	2.9	Boeing	C62c
H40x14.5-19	24	TL	225	33,200	200	48140	89600	Flight Leader	419K42-3	146.3	40	39.1	14.5	13.75	36.25	12.8	16.65	12.7	0.727	H40x14.5-19	9.5	19	1.4	3.1	Boeing	C62c
H40x14.5-19	24	TL	225	33,200	200	48140	89600	Flight Leader	419K42T1	142.9	40	39.1	14.5	13.75	36.25	12.8	16.65	12.7	0.727	H40x14.5-19	9.5	19	1.4	3.1	Boeing	C62c
H40x14.5-19	26	TL	225	36,800	220	53360	99360	Flight Leader	419K62-3	150.4	40	39.1	14.5	13.75	36.25	12.8	16.65	12.9	0.727	H40x14.5-19	9.5	19	1.4	3.1	Boeing	C62d
H40x14.5-19	26	TL	225	36,800	220	53360	99360	Flight Leader	419K62T1	156.6	40	39.1	14.5	13.75	36.25	12.8	16.65	12.9	0.727	H40x14.5-19	9.5	19	1.4	3.1	Boeing	C62c
41x15.0-18	24	TL	225	31,400	190	47100	94200	Flight Leader	415K42G6	133.8	41	40.05	15	14.25	36.9	13.2	17.2	12.5	0.77	41x15.0-18	12.75	18	1.63	3	Boeing, Convair, Douglas	C62c
H41x15.0-19	24	TL	225	33,650	187	48800	90900	Flight Leader	416K42-1	144.9	41	40.1	15	14.25	38.8	13.5	17	12.9	0.736	H41x15.0-19	9.75	19	1.4	3.1	Boeing B717	C62d
40x15.5-16	28	TL	235	39,500	195	57270	106600	Flight Leader	405K89-2	155.1	40	39.05	15.5	14.75	35.7	13.65	16.1	11.2	0.778	40x15.5-16	10	16	1.25	3.2	Douglas	C62c
40.5x15.5-16	28	TL	235	34,200	190	51300	105600	Flight Leader	406K89-1	137.9	40.5	39.5	15.5	14.7	38.1	14	16.7	11.4	0.795	40.5x15.5-16	11.5	16	1.75	3.6	BAe, Snias	C62c
47x15.75-22.1	32	TL	279	51,500	223	74670	139000	Flight Leader	472K27G3	200.4	48.1	47.2	16	15.2	43.4	14.05	19.95	14.8	0.819	47x15.75-22.1	12.75	22.1	1.75	3.75	Snias	C62d
H42x16.0-19	26	TL	225	37,800	190	56700	102100	Flight Leader	426K62-2	166.8	42	41.1	16	15.2	37.9	14.1	17.3	12.9	0.723	H40x14.5-19	9.5	19	1.4	3.1	Boeing	C62c
43x16.0-20	28	TL	174K	38,600	215	56900	115800	Rib	461B-3517-TL	158.8	43	42.1	16	15.2	38.9	14.15	17.95	13.7	0.723	43x16.0-20	13	20	1.75	3.45	Boeing	5041G
H43.5x16.0-21	26	TL	225	40,600	210	60900	109600	Flight Leader	431K62-1	169.8	43.5	42.55	16	15.2	41.25	14.4	18.2	14	0.706	H43.5x16.0-21	10.5	21	1.6	1.24	Boeing	C62d
B46x16.0-23.5	30	TL	240K	53,800	260	80700	161400	Rib	461B-3355-TL	184.9	46	45.1	16	15.2	42.2	14.1	19.65	15	0.707	B46x16.0-23.5	10.5	23.5	1.25	3.15	Rockwell	USAF L194C2025
44.5x16.5-18	30	TL	225	42,500	195	63750	127500	Flight Leader	456F02-4	199.4	44.5	43.5	16.5	15.7	39.7	14.5	18.35	12.8	0.807	44x16	13.25	18	1.63	3.55	Douglas	C62c
H44.5x16.5-20	28	TL	225	42,800	195	64200	115600	Flight Leader	446K82-2	178.4	44.5	43.5	16.5	15.7	40.1	14.55	18.35	13.6	0.745	H44.5x16.5-20	10.5	20	1.6	3.5	Douglas	C62c
H44.5x16.5-21	26	TL	225	41,100	198	61700	111000	Flight Leader	441K62-1	186	44.5	43.5	16.5	15.7	42.2	14.5	18.55	14.1	0.714	H44.5x16.5-21	10.5	21	1.6	3.3	Douglas	C62d
H44.5x16.5-21	28	TL	225	44,700	214	64800	121000	Flight Leader	441K82-1	189	44.5	43.5	16.5	15.7	42.15	14.8	18.5	13.5	0.714	H44.5x16.5-21	10.5	21	1.6	3.3	Boeing, Douglas	C62d
H45x17.0-20	26	TL	225	40,000	195	60000	120000	Flight Leader	457K62-1	199.4	45	44	17	16.2	40.5	15	18.85	13.6	0.738	H45x17.0-20	11	20	1.6	3.25	Boeing	C62c
H46x18.0-20	26	TL	225	41,500	170	60150	112000	Flight Leader	468K62T1	239.9	46	45	18	17.15	41.3	15.85	18.85	13.7	0.725	H45x17.0-20	11	20	1.6	3.35	Boeing	C62d
H46x18.0-20	28	TL	225	44,200	180	64100	119300	Flight Leader	468K82-2	218.6	46	45	18	17.15	41.3	15.85	18.85	13.7	0.725	H45x17.0-20	11	20	1.6	3.55	Boeing	C62c
H46x18.0-20	28	TL	225	44,200	180	64100	119300	Flight Leader	468K82T1	206.2	46	45	18	17.15	41.3	15.85	18.85	13.6	0.725	H45x17.0-20	11	20	1.6	3.55	Boeing	C62d
H46x18.0-20	32	TL	235	51,100	205	74100	138000	Flight Leader	468K29-2	257.1	46	45	18	17.15	41.3	15.85	18.85	13.7	0.725	H45x17.0-20	11	20	1.6	3.8	Boeing	C62c
H46x18.0-20	32	TL	235	51,100	205	74100	138000	Flight Leader	468K29T1	257.1	46	45	18	17.15	41.3	15.85	18.85	13.7	0.725	H45x17.0-20	11	20	1.6	3.8	Boeing	C62d
47x18-18	36	TL	217K	54,000	215	81000	162000	Rib	461B-2481-TL	191.3	46.9	46	17.9	17.25	41.6	15.75	19.25	13.1	0.809	47x18-18	14.75	18	1.75	3.9	GenDyn	USAF 65J1971
49x18.0-22	30	TL	225	50,900	219	76400	152700	Flight Leader	498F02-1	198.8	49	48	18	17.2	46.3	16.2	20.6	15	0.753	49x18.0-22	13.75	22	1.88	3.75	Snias	C62d
49x18.0-22	—	TL	225	52,235	219	78353	156705	Flight Leader	498FL2-1	195.9	49	48	18	17.15	46.3	16.2	20.6	15	0.754	49x18.0-22	13.75	22	1.88	3.75	Aerospatiale	C62d
49x19.0-20	32	TL	235	51,900	195	77800	155700	Flight Leader	491K29-3	233.3	49	48	19	18.15	43.8	16.7	20.3	14	0.767	49x17	13.25	20	1.88	3.75	Boeing	C62c
49x19.0-20	32	TL	235	51,900	195	77850	155700	Flight Leader	491K29T3	259.9	49	48	19	18.15	43.8	16.7	20.3	14	0.767	49x17	13.25	20	1.88	3.75	Boeing, Snias	C62c
49x19.0-20	34	TL	245	55,700	215	83550	167100	Flight Leader	491K45G2	254.5	49	48	19	18.15	43.8	16.7	20.3	14	0.767	49x17	13.25	20	1.88	3.75	Boeing, Snias	C62c
49x19.0-20	34	TL	235	55,700	215	83550	167100	Flight Leader	491K49T2	281	49	48	19	18.15	43.8	16.7	20.3	14	0.767	49x17	13.25	20	1.88	3.75	Boeing, Snias	C62c
H49x19.0-22	24	TL	225	41,000	155	61500	110700	Flight Leader	499K42T1	228.5	49	48	19	18.15	46.3	17.1	20.2	14.8	0.713	H49x19.0-22	12	22	1.7	3.95	Boeing	C62d
H49x19.0-22	32	TL	235	56,600	205	84900	152800	Flight Leader	499K29T1	267.3	49	48	19	18.15	46.3	17.1	20.2	14.8	0.713	H49x19.0-22	12	22	1.7	3.95	Boeing	C62c
H49x19.0-22	32	TL	235	56,600	205	84900	152800	Flight Leader	499K29-3	248.5	49	48	19	18.15	46.3	17.1	20.2	15	0.71							

three part name sizes

SIZE	CONSTRUCTION			SERVICE RATING				TREAD DESIGN/ TRADEMARK	PART NO	WEIGHT (LBS)	INFLATED DIMENSIONS (IN)						STATIC LOADED RADIUS (IN)	FLAT TIRE RAD (IN)	ASPECT RATIO	WHEEL (IN)					AIRCRAFT MANUFACTURER	QUALIFICATION SPEC
	PLY RATING	TT OR TL	RATED SPEED (MPH)	RATED LOAD (LBS)	RATED INFLATION (PSI)	MAXIMUM BRAKING LOAD (LBS)	MAXIMUM BOTTOMING LOAD (LBS)				OUTSIDE DIA		SECTION WIDTH		SHOULDER					WHEEL SIZE	WIDTH BETWEEN FLANGES	SPECIFIED RIM DIAMETER	FLANGE HEIGHT	MIN LEDGE WIDTH		
											MAX	MIN	MAX	MIN	DIA MAX	WIDTH MAX										
52X20.5-20	36	TL	225	62,500	200	93750	187500	Flight Leader	521K62-3	333.7	52	51	20.5	19.6	46.25	18.05	21.3	14.6	0.786	50x20.0-20	16.25	20	1.88	4.2	Lockheed	C62c
52x20.5-23	30	TL	235	63,700	195	95500	172000	Flight Leader	520K09-7	293.7	52	51	20.5	19.6	46.8	18.05	21.3	15.1	0.711	52x20.5-23	13	23	1.5	3.25	Douglas	C62d
50x21.0-20	30	TL	225	49,000	160	73500	132300	Flight Leader	501K02-1	279.5	50	49	21	20.05	44.6	18.5	20.2	14.2	0.719	49x17	13.25	20	1.75	3.6	Boeing	C62c
54x21.0-23	36	TL	235	68,500	223	102750	205500	Flight Leader	542K69-4	281	54	53	21	20.15	50.9	18.9	22.5	16	0.741	54x21.0-23	16.25	23	2	4.2	Airbus	C62d
H54x21.0-24	36	TL	235	72,200	212	104700	194900	Flight Leader ER	541K69-2	293.7	54	53	21	20.1	51	18.9	22.2	16	0.718	H54x21.0-24	13	24	1.8	4.25	Douglas	C62d

type I

SIZE	CONSTRUCTION			SERVICE RATING				TREAD DESIGN/ TRADEMARK	PART NO	WEIGHT (LBS)	INFLATED DIMENSIONS (IN)						STATIC LOADED RADIUS (IN)	FLAT TIRE RAD (IN)	ASPECT RATIO	WHEEL (IN)					AIRCRAFT MANUFACTURER	QUALIFICATION SPEC
	PLY RATING	TT OR TL	RATED SPEED (MPH)	RATED LOAD (LBS)	RATED INFLATION (PSI)	MAXIMUM BRAKING LOAD (LBS)	MAXIMUM BOTTOMING LOAD (LBS)				OUTSIDE DIA		SECTION WIDTH		SHOULDER					WHEEL SIZE	WIDTH BETWEEN FLANGES	SPECIFIED RIM DIAMETER	FLANGE HEIGHT	MIN LEDGE WIDTH		
											MAX	MIN	MAX	MIN	DIA MAX	WIDTH MAX										
27	10	TL	120	5,500	70	7980	14850	Rib	270A01B3	30.8	27.78	26.95	9.75	—	—	—	11.6	8.8	0.728	27	8.94	14	0.69	—	—	C62b

type III

SIZE	CONSTRUCTION			SERVICE RATING				TREAD DESIGN/ TRADEMARK	PART NO	WEIGHT (LBS)	INFLATED DIMENSIONS (IN)						STATIC LOADED RADIUS (IN)	FLAT TIRE RAD (IN)	ASPECT RATIO	WHEEL (IN)					AIRCRAFT MANUFACTURER	QUALIFICATION SPEC
	PLY RATING	TT OR TL	RATED SPEED (MPH)	RATED LOAD (LBS)	RATED INFLATION (PSI)	MAXIMUM BRAKING LOAD (LBS)	MAXIMUM BOTTOMING LOAD (LBS)				OUTSIDE DIA		SECTION WIDTH		SHOULDER					WHEEL SIZE	WIDTH BETWEEN FLANGES	SPECIFIED RIM DIAMETER	FLANGE HEIGHT	MIN LEDGE WIDTH		
											MAX	MIN	MAX	MIN	DIA MAX	WIDTH MAX										
5.00-4	6	TT	120	1,200	55	1740	3200	Rib	504C61-2	4.3	13.25	12.7	5.05	4.75	11.6	4.3	5.2	3.8	0.916	5.00-4	3.50	4	0.75	0.80	Beech	C62b USAF
5.00-4	14	TL	120	2,550	115	3700	6900	Rib	504T41-2	6.4	13.25	12.7	5.05	4.75	11.6	4.3	5.2	4	0.916	5.00-4	3.50	4	0.75	1.10	Sikorsky	C62c
5.00-4.5	6	TL	120K	1,650	78	2390	4500	Twin Contact	545M6CB1	7.4	13.45	13.0	5.30	5	13.3	3.6	5.3	4	0.845	5.00-4.5	4.00	4.5	0.65	0.94	—	5041G
5.00-5	4	TT	120	800	31	1160	2200	Flight Special II	505C41-4	4.9	14.2	13.7	4.95	4.65	12.6	4.2	5.65	4.3	0.930	5.00.5	3.50	5	0.75	0.80	GUA	C62b
5.00-5	4	TT	160	800	31	1160	2200	Flight Custom III	505C46-4	6.6	14.2	13.65	4.95	4.65	12.55	4.19	5.65	4.3	0.930	5.00.5	3.50	5	0.75	0.80	GUA	C62d
5.00-5	6	TT	120	1,285	50	1860	3500	Flight Special II	505C61-8	4.9	14.2	13.7	4.95	4.65	12.6	4.2	5.65	4.3	0.930	5.00.5	3.50	5	0.75	0.80	Cessna	C62c 5041G

type III



SIZE	CONSTRUCTION			SERVICE RATING				TREAD DESIGN/ TRADEMARK	PART NO	WEIGHT (LBS)	INFLATED DIMENSIONS (IN)						STATIC LOADED RADIUS (IN)	FLAT TIRE RAD (IN)	ASPECT RATIO	WHEEL (IN)					AIRCRAFT MANUFACTURER	QUALIFICATION SPEC
	PLY RATING	TT OR TL	RATED SPEED (MPH)	RATED LOAD (LBS)	RATED INFLATION (PSI)	MAXIMUM BRAKING LOAD (LBS)	MAXIMUM BOTTOMING LOAD (LBS)				OUTSIDE DIA		SECTION WIDTH		SHOULDER					WHEEL SIZE	WIDTH BETWEEN FLANGES	SPECIFIED RIM DIAMETER	FLANGE HEIGHT	MIN LEDGE WIDTH		
											MAX	MIN	MAX	MIN	DIA MAX	WIDTH MAX										
5.00-5	6	TT	160	1,285	50	1860	3500	Flight Custom III	505C66-5	6.7	14.2	13.65	4.95	4.65	12.55	4.19	5.65	4.3	0.930	5.00-5	3.50	5	0.75	0.80	GUA	C62d
5.00-5	10	TT	120	2,150	88	3120	5800	Flight Special II	505C01-2	5.7	14.2	13.7	4.95	4.65	12.6	4.2	5.65	4.3	0.930	5.00-5	3.50	5	0.75	0.80	GUA	C62c
5.00-5	10	TT	139K	2,150	88	3120	5800	Rib	461B-2464	5.6	14.2	13.7	4.95	4.65	12.6	4.2	5.65	4.3	0.930	5.00-5	3.50	5	0.75	0.80	—	C62b 5041F
5.00-5	10	TT	139K	2,150	88	3120	5800	Rib DDT	461B-3162	7.4	14.2	13.7	4.95	4.65	12.6	4.2	5.65	4.3	0.930	5.00-5	3.50	5	0.75	0.80	SIA	5041G
5.00-5	10	TL	139K	2,150	88	3120	5800	Rib	461B-2464-TL	6.7	14.2	13.7	4.95	4.65	12.6	4.2	5.65	4.3	0.930	5.00-5	3.50	5	0.75	0.80	—	5041F
5.00-5	10	TT	160	2,150	88	3120	5800	Rib	505C01-1	5.6	14.2	13.7	4.95	4.65	12.6	4.2	5.65	4.3	0.930	5.00-5	3.50	5	0.75	0.80	—	C62b 5041F
6.00-6	4	TT	120	1,150	29	1670	3100	Flight Special II	606C41-6	8.8	17.5	16.8	6.30	5.9	15.5	5.35	6.9	4.8	0.914	6.00-6	5.00	6	0.75	0.80	Beech, Cessna	C62b
6.00-6	4	TT	160	1,150	29	1670	3100	Flight Custom III	606C46-6	11.1	17.5	16.8	6.30	5.9	15.44	5.34	6.9	4.8	0.913	6.00-6	5.00	6	0.75	0.80	GUA	C62d
6.00-6	6	TT	139K	1,750	42	2540	4700	Rib	461B-3344	7.4	17.5	16.8	6.30	5.9	15.5	5.35	6.9	4.7	0.914	6.00-6	5.00	6	0.75	0.85	GUA	5041G
6.00-6	6	TT	160	1,750	42	2540	4700	Flight Custom III	606C66-8	11.2	17.5	16.8	6.30	5.9	15.44	5.34	6.9	4.8	0.913	6.00-6	5.00	6	0.75	0.85	GUA	C62d
6.00-6	8	TL	160	2,350	55	3410	6300	Rib	461B-2297-TL	9.5	17.5	16.8	6.30	5.9	15.5	5.35	6.9	4.8	0.914	6.00-6	5.00	6	0.75	0.90	GUA	5041
6.00-6	8	TT	160	2,350	55	3410	6300	Flight Custom III	606C86-6	11.3	17.5	16.8	6.30	5.9	15.44	5.34	6.9	4.8	0.913	6.00-6	5.00	6	0.75	0.90	GUA	C62d
6.00-6	8	TL	160	2,350	55	3410	6300	Flight Custom III	606T86-3	12.1	17.5	16.8	6.30	5.9	15.44	5.34	6.9	4.8	0.913	6.00-6	5.00	6	0.75	0.90	GUA	C62d
6.00-6	6	TT	120	1,750	42	2540	4700	Flight Special II	606C61-6	8.9	17.5	16.8	6.30	5.9	15.5	5.35	6.9	4.8	0.914	6.00-6	5.00	6	0.75	0.85	GUA	C62b
6.00-6	8	TT	160	2,350	55	3410	6300	Flight Special II	606C86-3	9	17.5	16.8	6.30	5.9	15.5	5.35	6.9	4.8	0.914	6.00-6	5.00	6	0.75	0.90	GUA	C62c 5041G
6.00-6	8	TT	160	2,350	55	3410	6300	Flight Special II	606C86-3	9	17.5	16.8	6.30	5.9	15.5	5.35	6.9	4.8	0.914	6.00-6	5.00	6	0.75	0.90	GUA	C62c 5041G
6.00-6.5/420x150	4	TT	120	1,750	45	2540	4725	Rib	607C41-1	6.1	17.3	16.8	5.90	5.6	15.3	5	6.95	4.9	0.917	6.00-6.25	3.79	6.5	0.72	0.75	—	C62c
6.50-8	6	TT	160	2,300	51	3340	6200	Flight Custom III	658C66-2	13.7	19.85	19.15	6.90	6.34	17.7	5.84	8	5.9	0.867	6.50-8	5.25	8	0.812	0.95	GUA	C62d
6.50-8	8	TT	120	3,150	75	4570	8500	Flight Special II	658C81-3	12	19.85	19.2	6.90	6.35	17.7	5.85	8	5.9	0.868	6.50-8	5.25	8	0.81	0.95	GUA	C62b
6.50-8	8	TL	139K	3,150	75	4570	8500	Rib	461B-2145-TL	11.2	19.85	19.2	6.90	6.55	17.7	5.9	8	5.9	0.868	6.50-8	5.25	8	0.81	0.95	Vought	USAF 5041E
6.50-8	8	TT	160	3,150	75	4570	8500	Flight Custom III	658C86-4	13.9	19.85	19.15	6.90	6.34	17.7	5.84	8	5.9	0.867	6.50-8	5.25	8	0.812	0.95	GUA	C62d
6.50-8	8	TL	160	3,150	75	4570	8500	Flight Custom III	658T86-3	14.9	19.85	19.15	6.90	6.34	17.7	5.84	8	5.9	0.867	6.50-8	5.25	8	0.812	0.95	GUA	C62d
6.50-10	6	TL	160	2,770	60	4020	7500	Flight Custom III	650T66-3	16.8	22.1	21.4	6.65	6.25	19.9	5.65	9.1	6.9	0.909	6.50-10	4.75	10	0.81	0.85	GUA	C62d
6.50-10	8	TT	120	3,750	80	5440	10100	Flight Special II	650C81-5	14.3	22.1	21.4	6.65	6.25	19.9	5.65	9.1	7.1	0.909	6.50-10	4.75	10	0.81	1.10	GUA	C62c
6.50-10	8	TT	160	3,750	80	5440	10100	Flight Custom III	650C86-3	15.8	22.1	21.4	6.65	6.25	19.9	5.65	9.1	6.9	0.909	6.50-10	4.75	10	0.81	1.10	GUA	C62d
6.50-10	10	TL	139K	4,750	100	6890	12800	Rib	461B-2058-TL	16.4	22.1	21.4	6.65	6.25	19.9	5.65	9.1	7.1	0.909	6.50-10	4.75	10	0.81	1.10	Sikorsky	USN 5041E
6.50-10	10	TT	160	4,750	100	6890	12800	Flight Custom III	650C06-3	16.6	22.1	21.4	6.65	6.25	19.9	5.65	9.1	7.1	0.909	6.50-10	4.75	10	0.81	1.10	GUA	C62d
6.50-10	10	TL	160	4,750	100	6890	12800	Rib	650Y0A-1	16.4	22.1	21.4	6.65	6.25	19.9	5.65	9.1	7.1	0.909	6.50-10	4.75	10	0.81	1.10	Canadair	C62d
6.50-10	12	TL	160	5,750	120	8340	15500	Flight Special II	650T26-2	21.6	22.1	21.4	6.65	6.25	19.9	5.65	9.1	7.1	0.909	6.50-10	4.75	10	0.81	1.10	GUA	C62c
6.50-10	14	TL	160K	7,738	143	11600	23200	Rib	650G4KG1	20.3	22.1	21.4	6.65	6.25	19.9	5.65	9.1	7.1	0.909	6.50-10	4.75	10	0.81	1.10	BAe	—
6.50-10	14	TL	174K	7,738	159	11600	23200	Rib	650G4EG1	18.7	22.1	21.4	6.65	6.25	19.9	5.65	9.25	7.1	0.909	6.50-10	4.75	10	0.81	1.10	BAe	—
7.00-6	6	TT	120	1,900	38	2760	5100	Flight Special II	706C61-4	9.5	18.75	18.0	7.00	6.45	16.5	5.95	7.3	4.8	0.920	6.00-6	5.00	6	0.75	0.85	GUA	C62b
7.00-6	6	TT	160	1,900	38	2760	5100	Flight Custom III	706C66-3	12.8	18.75	18.0	7.00	6.44	16.45	5.94	7.3	4.8	0.920	7.00-6	5.00	6	0.75	0.85	GUA	C62d
7.00-6	8	TT	160	2,550	54	3700	6900	Flight Custom III	706C86-3	12.9	18.75	18.0	7.00	6.44	16.45	5.94	7.3	4.8	0.920	7.00-6	5.00	6	0.75	0.90	GUA	C62d
7.00-6	10	TL	160	3,595	73	5225	9700	Flight Custom II	706T01-1	11.6	18.75	18.0	7.00	6.45	16.5	5.95	7.3	4.8	0.920	6.00-6	5.00	6	0.75	0.90	Eurocopter	C62d
7.00-8	10	TL	120	6,750	126	10130	18230	Rib All Weather	708C01-1	14.4	21.36	20.1	7.59	6.85	19.0	6.45	8.4	5.9	0.882	7.00-8	5.50	8	0.81	1.30	Westland	C62d
7.00-8	16	TL	130K	6,650	125	9640	18000	Rib	461B-3294-TL	18.6	20.85	20.1	7.30	6.85	18.6	6.2	8.35	6.3	0.882	7.00-8	5.50	8	0.81	1.30	Cessna	USAF 67J1951D
7.50-14	12	TL	160	8,700	130	12620	23500	Rib	754C26-2	36.1	27.75	27.0	7.65	7.2	25.3	6.5	11.65	9.1	0.901	7.50-14	5.50	14	0.81	1.65	Gulfstream	C62b
8.00-4	4	TT	120	1,100	24	1600	3000	Rib	804C41-1	9.7	18	17.2	8.30	7.8	15.5	7.05	6.65	3.8	0.843	8.00-4	5.50	4	0.69	0.61	GUA	C62b
8.00-6	6	TT	120	2,050	35	2970	5500	Flight Special II	806C61-5	10.9	19.5	18.8	7.95	7.35	17.1	6.75	7.55	4.8	0.858	6.00-6	5.00	6	0.75	0.85	GUA	C62c
8.00-6	8	TT	120	2,800	48	4060	7600	Flight Special II	806C81-2	11	19.5	18.8	7.95	7.35	17.1	6.75	7.55	4.8	0.858	6.00-6	5.00	6	0.75	0.85	GUA	C62c
8.50-6	6	TT	120	2,275	30	3300	6100	Rib	856C61-3	13.3	22.1	21.2	8.85	8.3	19.2	7.5	8.4	5	0.911	8.50-6	6.00	6	0.88	0.90	GUA	C62c
8.50-10	8	TT	160	4,400	55	6380	11900	Flight Custom III	850C86-2	24.4	25.65	24.7	8.70	8.2	22.8	7.4	10.2	6.9	0.898	8.50-10	6.25	10	0.81	1.35	GUA	C62d
8.50-10	8	TL	160	4,400	55	6380	11900	Flight Custom III	850T86-2	26.6	25.65	24.7	8.70	8.2	22.8	7.4	10.2	6.9	0.898	8.50-10	6.25	10	0.81	1.35	GUA	C62d
8.50-10	10	TL	120	5,500	70	7980	14800	Rib	850H0A-1	21.3	25.65	24.7	8.70	8.2	22.8	7.4	10.2	6.9	0.898	8.50-10	6.25	10	0.81	1.35	McDonnell-Douglas	C62d
8.50-10	10	TL	139K	5,500	70	7980	14800	Rib	461B-3332-TL	21.3	25.65	24.7	8.70	8.2	22.8	7.4	10.2	6.9	0.898	8.50-10	6.25	10	0.81	1.35	McDonnell-Douglas	5041H
8.50-10	10	TL	160	5,500	70	7980	14800	Flight Custom III	850T06-3	28	25.65	24.7	8.70	8.2	22.8	7.4	10.2	7.2	0.898	8.50-10	6.25	10	0.81	1.35	GUA	C62d

type III

SIZE	CONSTRUCTION			SERVICE RATING				TREAD DESIGN/ TRADEMARK	PART NO	WEIGHT (LBS)	INFLATED DIMENSIONS (IN)						STATIC LOADED RADIUS (IN)	FLAT TIRE RAD (IN)	ASPECT RATIO	WHEEL (IN)					AIRCRAFT MANUFACTURER	QUALIFICATION SPEC
	PLY RATING	TT OR TL	RATED SPEED (MPH)	RATED LOAD (LBS)	RATED INFLATION (PSI)	MAXIMUM BRAKING LOAD (LBS)	MAXIMUM BOTTOMING LOAD (LBS)				OUTSIDE DIA		SECTION WIDTH		SHOULDER					WHEEL SIZE	WIDTH BETWEEN FLANGES	SPECIFIED RIM DIAMETER	FLANGE HEIGHT	MIN LEDGE WIDTH		
											MAX	MIN	MAX	MIN	DIA MAX	WIDTH MAX										
8.50-10	12	TL	139K	8,000	100	11600	21600	Rib	461B-3388-TL	28	25.65	24.7	8.70	8.2	22.8	7.4	10.2	7.1	0.898	8.50-10	6.25	10	0.81	1.50	Grumman	USAF 5041G
8.50-10	14	TL	120	8,700	110	12600	23500	Rib	850G4A-1	23.6	25.65	24.7	8.70	8.2	22.8	7.4	10.2	7.1	0.898	8.50-10	6.25	10	0.81	1.15	Westland	C62c
8.50-10	16	TL	104K	9,900	129	14900	26700	Flight Custom II	850G6A-1	35	25.65	24.7	8.70	8.2	22.8	7.4	10.2	7.6	0.898	8.50-10	6.25	10	1.13		Sikorsky	USN MS
8.90-12.50	6	TL	160	4,200	50	6090	11300	Rib All Weather	892C61B1	24.1	27.7	27.3	9.00	8.67	25.0	7.65	11.35	8	0.849	8.90-12.50	6.75	12.5	0.88	1.20	—	C62b
8.90-12.50	6	TL	160	4,200	50	6090	11300	Rib	892C66B1	28.8	27.7	27.3	9.00	8.67	25.0	7.65	11.35	8	0.849	8.90-12.50	6.75	12.5	0.88	1.20	—	C62c
9.00-6	10	TL	120	4,500	58	6530	12100	Rib	906T06-1	20.6	22.4	21.4	9.25	8.55	19.5	7.85	8.45	5.1	0.893	9.00-6	6.75	6	0.88	1.45	Shorts	C62c
9.25-12	8	TL	160	5,600	60	8120	15100	Rib DDT	922T86G1	40.8	28.2	27.4	9.50	9	25.3	8.1	11.45	8.1	0.854	9.25-12	7.00	12	0.88	1.12	Fokker	C62b
9.25-12	8	TL	160	5,600	60	8120	15100	Flight Leader	922C86T1	35.4	28.2	27.4	9.50	9	25.3	8.1	11.45	8	0.854	9.25-12	7.00	12	0.88	1.12	Fokker	C62b
9.25-12/28x9.00-12	8	TL	160	5,950	65	8630	16100	Rib	982T86G1	34.5	28.3	27.4	9.40	8.9	25.4	8	11.4	8	0.866	28x9.0-12	6.63	12	0.75	1.50	Fokker	C62b
9.25-12/28x9.00-12	12	TL	160	8,850	100	12800	23800	Rib	982T26G1	39.9	28.3	27.4	9.40	8.9	25.4	8	11.4	8	0.866	28x9.0-12	6.63	12	0.75	1.50	Bae	C62c
9.50-16	12	TL	160	11,200	110	16240	30200	Flight Leader	956C26-1	58.1	33.35	32.5	9.70	9.1	30.3	8.25	13.85	10.4	0.900	9.50-16	7.00	16	1.00	1.75	Fairchild	C62b
11.00-12	10	TL	160	8,200	60	11890	22100	Rib	112T06-3	44	32.2	31.0	11.20	10.5	28.6	9.5	12.7	8.1	0.903	11.00-12	8.25	12	1.00	1.40	GUA	C62d
12.50-16	10	TL	160	10,600	60	15370	28600	Rib	126G06G1	69.8	38.45	37.5	12.75	12	34.4	10.85	15.6	10.5	0.888	12.50-16	10.00	16	1.25	1.80	Northrop, Douglas	5041E
12.50-16	12	TL	160	12,800	75	18560	34600	Rib	461B-1876-TL	75.1	38.45	37.5	12.75	12	34.4	10.85	15.6	10.7	0.888	12.50-16	10.00	16	1.25	1.90	GenDyn, Lockheed	USAF 64F1880B
13.0/85-16	32	TL	5	—	—	—	—	Smooth	12377516	104.3	—	—	—	—	—	—	—	—	—	39x13	10.00	16	1.88		Airbridge	—
15.00-12	14	TL	160	12,700	65	18410	34300	Rib	152T46-1	59.4	36.3	35.4	14.70	13.95	32.0	12.5	14.1	8.4	0.832	15.00-12	11.00	12	1.00	2.50	DeHavilland	C62c
15.00-16	10	TL	160	12,200	53	17690	32900	Rib	156G06G1	87.2	42.4	41.4	15.30	14.4	37.7	13	16.8	10.6	0.872	15.00-16	11.25	16	1.19	1.75	Snias, MBB, Fokker	5041F
15.00-16	16	TL	160	19,700	80	28560	53200	Rib	156T66G1	94.9	42.4	41.4	15.30	14.4	37.7	13	16.8	11	0.872	15.00-16	11.25	16	1.38	1.90	Canadair	C62b
15.50-20	14	TT	139K	20,500	90	29730	55400	Rib	461B-920-TT	112.3	45.25	44.3	16.00	15.05	40.7	13.6	18.6	12.9	0.798	17.00-20	13.25	20	1.63	2.20	Douglas, Fairchild	USAF 5041B
17.00-16	12	TT	160	16,000	60	23200	43200	Rib	176C26B1	97.6	45.05	43.7	17.40	16.35	39.8	14.8	17.7	10.6	0.841	17.00-16	13.25	16	1.38	2.00	—	C62b
20.00-20	26	TL	174K	46,500	125	67420	125600	Rib	461B-2598-TL	264.6	56	54.3	20.10	19.2	49.5	17.1	22.1	13.8	0.894	20.00-20	15.50	20	2.00	3.50	Lockheed	USAF 65D1542J

type VII



SIZE	CONSTRUCTION			SERVICE RATING				TREAD DESIGN/ TRADEMARK	PART NO	WEIGHT (LBS)	INFLATED DIMENSIONS (IN)						STATIC LOADED RADIUS (IN)	FLAT TIRE RAD (IN)	ASPECT RATIO	WHEEL (IN)					AIRCRAFT MANUFACTURER	QUALIFICATION SPEC
	PLY RATING	TT OR TL	RATED SPEED (MPH)	RATED LOAD (LBS)	RATED INFLATION (PSI)	MAXIMUM BRAKING LOAD (LBS)	MAXIMUM BOTTOMING LOAD (LBS)				OUTSIDE DIA		SECTION WIDTH		SHOULDER					WHEEL SIZE	WIDTH BETWEEN FLANGES	SPECIFIED RIM DIAMETER	FLANGE HEIGHT	MIN LEDGE WIDTH		
											MAX	MIN	MAX	MIN	DIA MAX	WIDTH MAX										
16x4.4	4	TL	210	1,100	55	1650	3300	Flight Eagle	164F43-2	8.3	16	15.5	4.45	4.15	14.55	3.9	6.9	5.9	0.901	16x4.4	3.5	8	0.81	0.8	IAI	C62c
16x4.4	6	TT	139K	1,700	85	2550	5100	Rib	461B-2494	6.2	16	15.5	4.45	4.15	14.55	3.9	6.9	5.9	0.901	16x4.4	3.5	8	0.81	0.8	Cessna	USAF 57D793
16x4.4	6	TL	210	1,700	85	2550	5100	Flight Eagle	164F63-1	9.6	16	15.5	4.45	4.15	14.55	3.9	6.9	5.9	0.901	16x4.4	3.5	8	0.81	0.9	IAI	C62c
16x4.4	6	TL	210	1,700	85	2550	5100	Flight Eagle DT	164F63-2	10.1	16	15.5	4.45	4.15	14.55	3.9	6.9	5.9	0.901	16x4.4	3.5	8	0.81	0.9	IAI	C62c
16x4.4	6	TL	160	1,700	85	2550	5100	Rib	164F66-2	6.2	16	15.5	4.45	4.15	14.55	3.9	6.9	5.9	0.901	16x4.4	3.5	8	0.81	0.8	Embraer	C62b
16x4.4	10	TL	190	2,900	155	4400	7800	Flight Eagle	164F08-1	8.7	16	15.5	4.45	4.15	14.55	3.9	6.9	5.9	0.901	16x4.4	3.5	8	0.81	0.9	SWE	C62d
16x4.4	10	TT	210	2,900	155	4400	7800	Flight Eagle DT	164F03-1	10.3	16	15.5	4.45	4.15	14.55	3.9	6.9	5.9	0.901	16x4.4	3.5	8	0.81	0.9	Cessna	C62d
16x4.4	12	TL	190	3,475	185	5213	10425	Flight Eagle	164F28-1	8.7	16	15.5	4.45	4.15	14.55	3.9	6.9	5.9	0.901	16x4.4	3.5	8	0.81	3.5	Sino Sweringen	C62d
18x4.4	6	TL	190	2,100	100	3150	6300	Rib DDT	184F68-1	10.7	17.9	17.4	4.45	4.15	16.5	3.9	7.85	6.9	0.89	18x4.4	3.5	10	0.81	1.05	Cessna	C62d
18x4.4	6	TL	174K	2,100	100	3150	6300	Rib	461B-2741-TL	8.5	17.9	17.4	4.45	4.15	16.5	3.9	7.85	6.9	0.89	18x4.4	3.5	10	0.81	1.05	Northrop, Rockwell	USAF 56D1172
18x4.4	10	TL	190	3,550	185	5320	10600	Rib DDT	184F08-1	13.0	17.9	17.4	4.45	4.15	16.5	3.9	7.85	7.1	0.89	18x4.4	3.5	10	0.81	1.25	Cessna	C62c
18x4.4	10	TL	210	3,550	185	5320	10600	Flight Eagle DT	184F03-2	12.3	17.9	17.4	4.45	4.15	16.5	3.9	7.85	7.1	0.89	18x4.4	3.5	10	0.81	1.25	Lockheed, Rockwell	C62c
18x4.4	10	TL	210	3,550	185	5320	10600	Rib DDT	184F13-5	13.5	17.9	17.4	4.45	4.15	16.5	3.9	7.85	7.1	0.89	18x4.4	3.5	10	0.81	1.25	Cessna, Mitsubishi	C62c
18x4.4	10	TL	210	3,550	185	5320	10600	Rib DDT	184F10-2	12.8	17.9	17.4	4.45	4.15	16.5	3.9	7.85	7.1	0.89	18x4.4	3.5	10	0.81	1.25	Cessna	C62c
18x4.4	12	TL	210	4,350	225	6520	13000	Flight Eagle DT	184F23-2	13.2	17.9	17.4	4.45	4.15	16.5	3.9	7.85	7.2	0.89	18x4.4	3.5	10	0.81	1.25	Lockheed, Canadair	C62c
18x4.4	12	TL	210	4,350	225	6520	13000	Rib DT	184F23-4	12.8	17.9	17.4	4.45	4.15	16.5	3.9	7.85	7.1	0.89	18x4.4	3.5	10	0.81	1.25	Canadair	C62c
20x4.4	12	TL	195K	5,150	225	7730	15500	Rib	461B-3072-TL	14.8	20	19.5	4.45	4.15	19.45	3.95	8.9	8.1	0.901	20x4.4	3.5	12	0.81	1.25	Northrop	USAF 56D1171L
20x4.4	14	TL	255	6,000	265	9000	18000	Rib	461B-3484-TL	14.5	20	19.5	4.45	4.15	19.45	3.95	8.9	8.1	0.901	20x4.4	3.5	12	0.81	1.25	Northrop	USAF
18x5.5	8	TL	210	3,050	105	4570	9200	Flight Leader	185F83G1	11.7	17.9	17.3	5.7	5.35	16.2	5	7.55	6	0.869	18x5.5	4.25	8	0.88	1.25	Saab	C62c
18x5.5	12	TL	174K	5,050	170	7570	15200	Rib	185P2EG1	15.2	17.9	17.3	5.7	5.35	16.2	5	7.55	6.1	0.869	18x5.5	4.25	8	0.88	1.25	Saab	5041F
18x5.5	14	TL	239K	6,200	215	9300	18600	Rib	185P4HG1	15.6	17.9	17.3	5.7	5.35	16.2	5	7.55	6.3	0.869	18x5.5	4.25	8	0.88	1.5	Lockheed	5041F
18x5.5	8	TL	139K	3,050	105	4570	9200	Rib	461B-3075-TL	12.3	17.9	17.3	5.7	5.35	16.2	5	7.55	6.1	0.869	18x5.5	4.25	8	0.88	1.25	—	USN MS26535-2
18x5.5	14	TL	239K	6,200	215	9300	18600	Rib	461B-2585-TL	15.7	17.9	17.3	5.7	5.35	16.2	5	7.55	6.3	0.869	18x5.5	4.25	8	0.88	1.5	McDonnell-Douglas	USAF 66D1895
18x5.5	8	TL	120	3,050	105	4570	9200	Flight Special II	185F81-1	11.1	17.9	17.3	5.7	5.35	16.2	5	7.55	6.1	0.869	18x5.5	4.25	8	0.88	1.25	Beech, Cessna	C62c
18x5.5	8	TL	190	3,050	105	4570	9200	Flight Eagle	185F88-6	12.6	17.9	17.3	5.7	5.35	16.2	5	7.55	6.1	0.869	18x5.5	4.25	8	0.88	1.25	Embraer, Lear	C62c
18x5.5	10	TL	210	4,000	140	6000	12000	Flight Eagle	185F03-5	13.9	17.9	17.3	5.7	5.35	16.2	5	7.55	6.1	0.869	18x5.5	4.25	8	0.88	1.25	Embraer, Lear	C62c
20x5.5	14	TL	174K	7,200	230	10800	21600	Rib All Weather	461B-3462-TL	17.7	20.15	19.55	5.7	5.35	19.3	4.95	8.65	7.2	0.891	20x5.5	4.25	10	0.88	1.38	Grumman, Vought	USN MS26540-B
22x5.5	10	TL	230	5,700	185	8550	17100	Rib	225P09G1	21.5	22.15	21.55	5.7	5.35	21.3	4.95	9.65	8.3	0.891	22x5.5	4.25	12	0.88	1.25	Saab	—
22x5.5	12	TL	174K	7,100	235	10650	21300	Rib All Weather	461B-3247-TL	20.2	22.15	21.55	5.7	5.35	21.3	4.95	9.65	8.3	0.891	22x5.5	4.25	12	0.88	1.45	Douglas, Vought	USN MS26539-C
24x5.5	12	TL	139K	8,070	250	12110	24200	Rib All Weather	461B-3246-TL	21.6	24.15	23.55	5.75	5.35	23.3	4.95	10.65	9.1	0.887	24x5.5	4.25	14	0.88	1.38	Rockwell	USN MS26526-C
24x5.5	16	TT	174K	11,500	355	17250	34500	Rib All Weather	461B-2482-AS	27.4	24.15	23.55	5.75	5.35	23.3	4.95	10.65	9.5	0.887	24x5.5	4.25	14	0.88	1.38	McDonnell-Douglas	USN MS18060
26x6.6	10	TL	210	6,900	155	10350	20700	Flight Eagle	266F03-2	26.0	25.75	25.05	6.65	6.25	23.55	5.85	11.2	9.1	0.884	26x6.6	5	14	1	1.4	Dassault	C62c
26x6.6	10	TL	225	6,900	155	10350	20700	Flight Leader DT	266F02-6	33.5	25.75	25.05	6.65	6.25	23.55	5.85	11.2	9.3	0.884	26x6.6	5	14	1	1.4	Douglas	C62c
26x6.6	12	TL	225	8,600	185	12900	25800	Flight Leader	266F22T1	31.0	25.75	25.05	6.65	6.25	23.55	5.85	11.2	9.3	0.884	26x6.6	5	14	1	1.7	Douglas	C62c
26x6.6	12	TL	225	8,600	185	12900	25800	Flight Leader	266F22-3	33.2	25.75	25.05	6.65	6.25	23.55	5.85	11.2	9.4	0.884	26x6.6	5	14	1	1.7	Douglas	C62c
26x6.6	14	TL	174K	10,000	225	15000	30000	Rib	266P4EG1	30.7	25.75	25.05	6.65	6.25	23.55	5.85	11.2	9.4	0.884	26x6.6	5	14	1	1.7	Saab	—
26x6.6	14	TL	174K	10,000	225	15000	30000	Rib	461B-3027-TL	35.6	25.75	25.05	6.65	6.25	23.55	5.85	11.2	9.4	0.884	26x6.6	5	14	1	1.7	Rockwell	USAF 60C4280C
26x6.6	14	TL	210	10,000	225	15000	30000	Flight Eagle	266F43-2	30.6	25.75	25.05	6.65	6.25	23.55	5.85	11.2	9.4	0.884	26x6.6	5	14	1	1.7	AMD, LAC, Rockwell	C62c
26x6.6	10	TL	225	6,900	155	10350	20700	Flight Leader	266F02G6	28.8	28.7	25.05	6.65	6.25	23.55	5.85	11.2	9.3	0.884	26x6.6	5	14	1	1.4	Douglas	C62c
26x6.6	12	TL	225	8,600	185	12900	25800	Flight Leader	266F22G1	31.0	25.75	25.05	6.65	6.25	23.55	5.85	11.2	9.3	0.884	26x6.6	5	14	1	1.7	Douglas	C62c
24x7.7	8	TL	160	4,150	75	6220	12500	Flight Leader	247F86T1	22.5	24.15	23.3	7.65	7.2	21.5	6.75	9.95	7	0.924	24x7.7	5.5	10	0.91	1.25	Casa	C62c
24x7.7	6	TL	190	2,950	55	4420	8800	Flight Leader	247F68G1	22.8	24.15	23.3	7.65	7.2	21.5	6.75	9.95	7	0.924	24x7.7	5.5	10	0.91	1.25	Fokker	C62c
24x7.7	16	TL	210	9,725	165	14590	29200	Flight Leader	247F63T2	35.2	24.15	23.3	7.65	7.2	21.5	6.75	9.95	7.2	0.924	24x7.7	5.5	10	0.91	1.7	Boeing	C62c
24x7.7	10	TL	225	5,400	90	8100	16200	Flight Leader DT	247F02G1	28.5	24.15	23.3	7.65	7.2	21.5	6.75	9.95	7	0.924	24x7.7	5.5	10	0.91	1.25	Fokker	C62c
24x7.7	14	TL	190	8,200	135	12300	24600	Flight Leader	247F48-3	28.8	24.15	23.3	7.65	7.2	21.5	6.75	9.95	7.2	0.924	24x7.7	5.5	10	0.91	1.6	BAC, Saab	C62d
24x7.7	14	TL	217K	8,200	135	12300	24600	Rib	461B-2681-TL	29.7	23.75	23	7.65	7.2	21.28	6.75	9.85	7.4	0.901	24x7.7	5.5	10	0.91	1.6	Fairchild	USAF 58D510H
24x7.7	16	TL	210	9,725	165	14590	29200	Flight Leader	247F63-3	32.1	24.15	23.3	7.65	7.2	21.5	6.75	9.95	7.4	0.924	24x7.7	5.5	10	0.91	1.7	Boeing, Mitsubishi	C62c

type VII



SIZE	CONSTRUCTION			SERVICE RATING				TREAD DESIGN/ TRADEMARK	PART NO	WEIGHT (LBS)	INFLATED DIMENSIONS (IN)						STATIC LOADED RADIUS (IN)	FLAT TIRE RAD (IN)	ASPECT RATIO	WHEEL (IN)					AIRCRAFT MANUFACTURER	QUALIFICATION SPEC
	PLY RATING	TT OR TL	RATED SPEED (MPH)	RATED LOAD (LBS)	RATED INFLATION (PSI)	MAXIMUM BRAKING LOAD (LBS)	MAXIMUM BOTTOMING LOAD (LBS)				SECTION WIDTH		SHOULDER		WHEEL SIZE	WIDTH BETWEEN FLANGES				SPECIFIED RIM DIAMETER	FLANGE HEIGHT	MIN LEDGE WIDTH				
											MAX	MIN	DIA MAX	WIDTH MAX												
24x7.7	16	TL	225	9,725	165	14590	29200	Flight Leader	247F62-1	31.9	24.15	23.3	7.65	7.2	21.5	6.75	9.95	7.4	0.924	24x7.7	5.5	10	0.91	1.7	Boeing	C62c
24x7.7	10	TL	210	5,400	90	8100	16200	Flight Leader	247F03G3	26.0	24.15	23.3	7.65	7.2	21.5	6.75	9.95	7	0.924	24x7.7	5.5	10	0.91	1.25	Namco, Saab	C62d
24x7.7	14	TL	190	8,200	135	12300	24600	Flight Leader	247F48-4	27.2	24.15	23.3	7.65	7.2	21.5	6.75	9.95	7.4	0.924	24x7.7	5.5	10	0.91	1.7	Saab, DO, BAe	C62d
28x7.7	14	TL	174K	11,000	195	16500	33000	Rib	461B-3356-TL	34.8	27.4	26.6	7.85	7.4	24.9	6.95	11.75	9.3	0.852	28x7.7	6	14	1	1.75	Lockheed	USN MS17838
30x7.7	14	TL	200	12,000	185	18000	36000	Rib	307P40G1	41.3	29.4	28.6	7.85	7.4	26.9	6.95	12.75	10.6	0.852	30x7.7	6	16	1	1.65	Saab	—
30x7.7	18	TL	230	16,500	270	24750	49500	Rib	307P89G1	48.4	29.4	28.6	7.85	7.4	26.9	6.95	12.75	10.8	0.852	30x7.7	6	16	1	2.15	Saab	—
24.5x8.5	10	TL	210	5,700	85	8550	17100	Flight Leader DT	248F03G2	36.2	24.5	23.75	8.5	8	21.9	7.5	10.05	7.2	0.856	24.5x8.5	6.25	10	0.81	1.35	Fokker	C62c
24.5x8.5	12	TL	160	6,900	90	10000	18600	Flight Leader	248P26G1	27.2	24.5	23.75	8.5	8	21.9	7.5	9.85	7.1	0.856	24.5x8.5	6.25	10	0.81	1.35	Casa, Cessna	5041F
24.5x8.5	10	TL	210	5,700	85	8550	17100	Flight Leader	248F03T1	35.7	24.5	23.75	8.5	8	21.9	7.5	10.05	7.1	0.856	24.5x8.5	6.25	10	0.81	1.35	Fokker	C62c
30x8.8	16	TL	225	14,200	200	21300	42600	Flight Leader	309F62G1	53.1	30.3	29.5	8.9	8.3	27.4	7.9	12.95	10.1	0.866	30x8.8	7	15	1.13	2.25	Snias	C62c
32x8.8	14	TL	210	13,000	170	19500	39000	Flight Leader	328F43G1	46.1	31	30.05	8.9	8.35	28.05	7.9	13.3	10.4	0.842	32x8.8	7	16	1.13	1.75	Saab	C62c
34x11	22	TL	225	20,500	185	30750	61500	Flight Leader	341F22-2	81.4	33.4	32.6	11.3	10.6	29.9	9.95	13.95	10.1	0.868	34x11	9	14	1.5	2.7	Douglas, Lockheed	C62c
36x11	22	TL	190	23,300	200	34950	69900	Rib	461B-3383-TL	89.6	35.1	34	11.5	10.8	31.65	10.1	14.75	11	0.832	36x11	9	16	1.38	2.9	Fairchild	USAF 8631526
36x11	22	TL	225	23,300	200	34950	69900	Flight Leader	361F22-2	87.5	35.1	34	11.5	10.8	31.65	10.1	14.75	11.2	0.832	36x11	9	16	1.38	2.6	Lockheed	C62c
36x11	24	TL	201	26,500	235	39750	79500	Rib	461B-3219-TL	72.9	35.1	34	11.5	10.8	31.65	10.1	14.75	11	0.832	36x11	9	16	1.38	2.8	—	USN MS14482
40x12	20	TL	210	23,900	170	35850	71700	Flight Leader	402F03G1	113.1	39.4	38.4	12.35	11.7	35.5	10.9	16.6	12.5	0.869	40x12	10	18	1.5	2.6	BAC	C62c
39x13	16	TL	225	17,200	115	25800	51600	Flight Leader	393F62T2	99.4	38.25	37.3	13	12.25	34.25	11.45	15.8	10.7	0.862	39x13	10	16	1.25	2.3	Boeing	C62c
39x13	16	TL	225	17,200	115	25800	51600	Flight Leader	393F62G5	87.4	38.25	37.3	13	12.25	34.25	11.45	15.8	10.5	0.862	39x13	10	16	1.25	2.3	Boeing, Fokker	C62c
39x13	16	TL	195K	17,200	115	25800	51600	Rib	461B-2787-TL	81.2	38.25	37.3	13	12.25	34.25	11.45	15.8	10.9	0.862	39x13	10	16	1.25	2.3	Boeing	USAF 63D3009
39x13	14	TL	210	15,000	100	22500	45000	Flight Leader	393F43-1	80.0	38.25	37.3	13	12.25	34.25	11.45	15.8	10.7	0.862	39x13	10	16	1.25	2.2	Lockheed, Aeritalia	C62c
39x13	14	TL	210	15,000	100	22500	45000	Flight Leader	393F43-1	80.0	38.25	37.3	13	12.25	34.25	11.45	15.8	10.7	0.862	39x13	10	16	1.25	2.2	Lockheed, Aeritalia	5041
39x13	18	TL	210	19,400	130	29100	58200	Flight Leader	393F83-1	87.0	38.25	37.3	13	12.25	34.25	11.45	15.8	10.5	0.862	39x13	10	16	1.25	2.3	Alenia	C62d
39x13	24	TL	210	27,400	188	41100	82200	Flight Leader	393F53-1	103.7	38.25	37.3	13	12.25	34.25	11.45	15.85	11	0.862	39x13	10	16	1.38	2.8	BAe	C62d
40x14	16	TL	210	17,300	105	25950	51900	Flight Leader	404F63T2	111.3	39.8	38.85	14	13.25	35.1	12	16.45	11.1	0.856	40x14	11	16	1.63	2.4	Fokker	C62c
40x14	16	TL	210	17,300	105	25950	51900	Flight Leader	404F63-1	96.3	39.8	38.85	14	13.25	35.1	12	16.45	11.1	0.856	40x14	11	16	1.63	2.4	Fokker	C62c
40x14	24	TL	225	27,700	170	41550	83100	Flight Leader	404F42-9	129.1	39.8	38.85	14	13.25	35.1	12	16.45	11.4	0.856	40x14	11	16	1.63	2.95	Boeing, LAC, Snias	C62c
40x14	24	TL	225	27,700	170	41550	83100	Flight Leader	404F42T2	136.4	39.8	38.85	14	13.25	35.1	12	16.45	11.4	0.856	40x14	11	16	1.63	2.95	Boeing, LAC, Snias	C62c
40x14	28	TL	174K	33,500	200	50250	100500	Rib	461B-3208-TL-AS	107.8	39.8	38.85	14	13.25	35.1	12	16.45	11.3	0.856	40x14	11	16	1.63	3.1	Lockheed	USN MS26563AS
40x14	28	TL	225	33,100	200	49650	49650	Flight Leader	404F82G3	134.2	39.8	38.85	14	13.25	35.1	12	16.45	11.4	0.856	40x14	11	16	1.63	3.1	Boeing, LAC, Snias	C62c
44x16	28	TL	174K	38,400	185	57600	115200	Rib	461B-2886-TL	167.7	43.25	42.3	16	15.05	38.2	13.7	17.95	12.6	0.798	44x16	13.25	18	1.63	3.25	Lockheed	USAF 61F4307H
44x16	30	TL	225	41,700	210	62550	125100	Flight Leader	446F02-4	176.0	43.25	42.3	16	15.05	38.2	13.7	17.95	12.8	0.798	44x16	13.25	18	1.63	3.4	Douglas	C62c
46x16	28	TL	195K	41,800	210	62700	125400	Rib	461B-3562-TL	154.4	45.25	44.3	16	15.05	40.7	14.1	19	13.7	0.798	46x16	13.25	20	1.75	3.25	Boeing	C62d 5041H
46x16	28	TL	225	41,800	210	62700	125400	Flight Leader	466F82T6	198.4	45.25	44.3	16	15.05	40.7	14.1	19	13.7	0.798	46x16	13.25	20	1.75	3.25	Boeing, Snias	C62c
46x16	30	TL	225	44,800	225	67200	134400	Flight Leader	466F02-6	207.7	45.25	44.3	16	15.05	40.7	14.1	19	14	0.798	46x16	13.25	20	1.88	3.4	Boeing	C62c
46x16	32	TL	225	48,000	245	72000	144000	Flight Leader	466F22G1	208.0	45.25	44.3	16	15.05	40.7	14.1	19	14	0.798	46x16	13.25	20	1.88	3.4	Boeing, Snias	C62c
46x16	30	TL	225	44,800	225	67200	134400	Flight Leader	466F02T5	206.9	45.25	44.3	16	15.05	40.7	14.1	19	14	0.798	46x16	13.25	20	1.88	3.4	Boeing, Snias	C62c
49x17	26	TL	195K	39,600	170	59400	118800	Rib	461B-2688-TL	194.1	48.75	47.7	17.25	16.4	43	14.5	20.15	13.5	0.839	49x17	13.25	20	1.75	3.25	Boeing	USAF 60D2561P
49x17	26	TL	174K	39,600	170	59400	118800	Rib	461B-3505-TL	157.9	48.75	47.7	17.25	16.4	43	14.5	20.15	13.4	0.839	49x17	13.25	20	1.75	3.25	Lockheed	USAF 71203
49x17	32	TL	225	50,400	210	75600	151200	Flight Leader	497F22T4	243.3	48.75	47.7	17.25	16.4	43	14.5	20.2	14	0.839	49x17	13.25	20	1.88	3.65	Boeing	C62c
49x17	30	TL	225	46,700	195	70050	140100	Flight Leader	497F02-7	217.0	48.75	47.7	17.25	16.4	43	14.5	20.2	14	0.839	49x17	13.25	20	1.88	3.5	Boeing	C62c
49x17	30	TL	225	46,700	195	70050	140100	Flight Leader	497F02T5	241.9	48.75	47.7	17.25	16.4	43	14.5	20.2	14	0.839	49x17	13.25	20	1.88	3.5	Boeing	C62c
49x17	32	TL	235	50,400	210	75600	151200	Flight Leader	497F29T1	223.0	48.75	47.7	17.25	16.4	43	14.5	20.2	14	0.839	49x17	13.25	20	1.88	3.65	Boeing	C62d
49x17	30	TL	225	46,700	195	70050	140100	Flight Leader	497F02T6	221.4	48.75	47.7	17.25	16.4	43	14.5	20.2	14	0.839	49x17	13.25	20	1.88	3.5	Boeing	C62d
49x17	32	TL	235	50,400	210	75600	151200	Flight Leader	497F29-3	215.1	48.75	47.7	17.25	16.4	43	14.5	20.2	14	0.839	49x17	13.25	20	1.88	3.65	Boeing	C62d

SIZE	CONSTRUCTION			SERVICE RATING				TREAD DESIGN/ TRADEMARK	PART NO	WEIGHT (LBS)	INFLATED DIMENSIONS (IN)						STATIC LOADED RADIUS (IN)	FLAT TIRE RAD (IN)	ASPECT RATIO	WHEEL (IN)					AIRCRAFT MANUFACTURER	QUALIFICATION SPEC
	PLY RATING	TT OR TL	RATED SPEED (MPH)	RATED LOAD (LBS)	RATED INFLATION (PSI)	MAXIMUM BRAKING LOAD (LBS)	MAXIMUM BOTTOMING LOAD (LBS)				OUTSIDE DIA		SECTION WIDTH		SHOULDER					WHEEL SIZE	WIDTH BETWEEN FLANGES	SPECIFIED RIM DIAMETER	FLANGE HEIGHT	MIN LEDGE WIDTH		
											MAX	MIN	MAX	MIN	DIA MAX	WIDTH MAX										
360x135-6	12	TL	235	2,925	168	4610	8775	Rib	461B-3701-TL	7.7	14	13.6	5.25	4.95	13.1	4.9	6.1	5.1	0.76	14.5x5.5-6	4.25	6	0.88	1.5	Dassault	—
380x150/15x6	6	TL	120	1,600	45	2320	4300	Rib	385M61-1	7.9	15.2	14.72	5.91	5.59	13.4	5.3	5.9	4.1	0.866	380x150	3.75	5	0.51	—	GUA	C62c
380x150-4	8	TL	179K	1,855	58	2780	5560	Rib DDT	AP-87-045M1	10.7	15.43	14.76	6.1	5.7	13.62	5.51	6	3.8	0.94	380x150-4	5.04	4	0.71	0.98	Dassault	5041G AIR8505A
605x155-13	10	TL	233	6,610	164	9580	17800	Rib	605M09G1	27.7	24.13	23.38	6.46	6.02	22.28	5.83	10.3	8.6	0.862	605x155-13	5.43	13	0.8	1.58	Dassault	—
450x190-5	10	TL	190	3,600	75	5400	10800	Flight Leader	459M08-2	15	18.31	17.52	7.68	7.28	15.94	6.89	7.1	4.3	0.85	450x190-5	6.3	5	0.71	1.38	Aeritalia	C62c
450x190-5	10	TL	230	3,822	90	5730	11500	Rib	459M09B1	15.4	18.11	17.32	7.72	7.24	15.87	6.81	7.05	4.5	0.85	450x190-5	6.3	5	0.71	1.38	Dassault	5041G
450x190-5	22	TL	206	8,880	225	13320	26640	Rib	459M23B1	22.1	18.11	17.32	7.72	7.24	15.87	6.81	7.15	5.1	0.85	450x190-5	6.3	5	0.94	2.6	IAI	5041G
670x210-12	18	TL	200K	13,700	205	20550	41100	Rib	670M8FB1	37.2	26.77	25.79	8.46	7.87	24.21	7.48	11.1	8.1	0.874	670x210-12	6.93	12	0.79	2.05	Aeritalia	5041G
670x210-12	10	TL	160	6,800	95	9860	18400	Rib	670M06-2	33.4	26.77	25.79	8.46	7.87	24.09	7.44	10.9	7.9	0.874	670x210-12	6.93	12	0.79	2.05	Embraer	C62d
615x225-10	12	TL	244	8,000	123	12000	24000	Rib	612M2GG1	28.8	24.61	23.82	9.06	8.66	21.26	7.68	10.24	7.2	0.803	615x225-10	7.87	10	0.89	1.58	BAC, Sepecat	C62d 5041G
750x230-15	14	TL	262	13,151	152	19730	39500	Rib	753M47G2	50.3	29.96	29.09	9.33	8.78	27.2	8.15	12.75	10.1	0.802	750x230-15	7	15	0.95	2.16	Dassault	AIR8505A
750x230-15	22	TL	257	15,620	232	23430	46900	Rib	753M25G3	61.1	29.96	29.09	9.33	8.78	27.2	8.15	12.75	10.2	0.802	750x230-15	7	15	0.95	2.16	IAI	AIR8505A

radial

SIZE	CONSTRUCTION			SERVICE RATING				TREAD DESIGN/ TRADEMARK	PART NO	WEIGHT (LBS)	INFLATED DIMENSIONS (IN)						STATIC LOADED RADIUS (IN)		WHEEL (IN)					AIRCRAFT MANUFACTURER	QUALIFICATION SPEC		
	PLY RATING	TT OR TL	RATED SPEED (MPH)	RATED LOAD (LBS)	RATED INFLATION (PSI)	MAXIMUM BRAKING LOAD (LBS)	MAXIMUM BOTTOMING LOAD (LBS)				OUTSIDE DIA		SECTION WIDTH		SHOULDER		GROWN MIN	GROWN MAX	WHEEL SIZE	WIDTH BETWEEN FLANGES	SPECIFIED RIM DIAMETER	FLANGE HEIGHT	MIN LEDGE WIDTH				
											NEW MIN	NEW MAX	GROWN MAX	NEW MIN	NEW MAX	GROWN MAX										DIA MAX	WIDTH MAX
26x6.6R14	12	TL	190	8,600	185	12900	25800	Flight Radial	266Q82-1	25.8	25.05	25.75	26.32	6.25	6.65	6.92	24.02	6.08	11.15	11.60	26x6.6	5.00	14.0	1.000	1.70	Cessna	TSO-C62d
26x6.6R14	14	TL	225	10,000	225	15000	30000	Flight Radial	266Q42-1	26.2	—	—	26.32	—	—	6.92	24.02	6.08	11.15	11.60	26x6.6	5.00	14.0	1.000	1.70	Cessna, Falcon	TSO-C62d
25.75x6.75R14	14	TL	210	10,300	199	14930	27800	Flight Radial	256Q43-1	26.0	—	—	26.35	—	—	7.05	25.15	6.35	11.20	11.60	26x6.6	5.00	14.0	1.000	1.70	Canadair	TSO-C62d
26x7.75R13	10	TL	230	8,100	125	12150	21200	Flight Radial	461B-3598-TL	26.8	—	—	27.36	—	—	8.32	24.47	7.54	10.60	11.39	26x7.75-13	6.50	13.0	0.700	1.60	Navair	USN MS14483
27x7.75R15	12	TL	225	9,650	200	14475	28950	Flight Radial	275Q22-1	37.4	—	—	27.70	—	—	8.10	25.40	7.15	11.75	12.20	29x7.7	6.00	15.0	1.000	1.65	Boeing	TSO-C62d
25.5x8.0R14	20	TL	217K	16,200	310	23500	36500	Flight Radial	AP-92-053M1	39.7	—	—	26.65	—	—	8.04	23.28	6.89	10.94	11.35	25.5x8.0-14	5.75	14.0	1.000	2.10	Lockheed	16VL028
27.75x8.75R14.5	24	TL	225K	21,500	320	31175	58050	Flight Radial	461B-3568-TL	51.1	—	—	28.68	—	—	9.19	25.31	7.85	11.85	12.30	H27.75x8.75-14.5	6.00	14.5	1.200	2.35	Lockheed	16VL032
27.75x8.75R14.5	24	TL	225K	21,500	320	31175	58050	Flight Radial	461B-3676-TL	53.2	—	—	28.68	—	—	9.19	25.31	7.85	11.85	12.30	H27.75x8.75-14.5	6.00	14.5	1.200	2.35	Lockheed	16VL032
30x8.8R15	16	TL	225	14,200	199	21300	42680	Flight Radial	309Q62-2	52.0	29.49	30.39	31.10	8.35	8.90	9.30	29.50	8.30	12.90	13.50	30x8.8	7.00	15.0	1.125	2.10	Airbus	TSO-C62d
32x8.8R16	12	TL	190	11,000	140	16500	29700	Flight Radial	328Q28-2	43.2	—	—	31.80	—	—	9.25	28.70	8.53	13.00	13.60	32x8.8	7.00	16.0	1.125	1.65	Alenia	TSO-C62d
H34x10.0R16	14	TL	190	13,400	130	20100	36180	Flight Radial	346Q48-3	56.4	—	—	34.85	—	—	10.40	32.95	9.35	14.00	14.75	32x8.8	7.00	16.0	1.125	2.15	Alenia	TSO-C62d
30x11.5R14.5	24	TL	205K	27,600	335	41400	74525	Flight Radial	461B-3708-TL	60.9	—	—	30.75	—	—	11.96	27.82	10.50	12.00	12.65	30x11.5-14.5	9.75	14.5	1.250	2.75	Panavia	DASA
30x11.5R14.5	24	TL	205K	25,000	243	36250	67500	Flight Radial	461B-3583-TL	65.6	—	—	30.75	—	—	11.96	27.82	10.50	12.00	12.65	30x11.5-14.5	9.75	14.5	1.250	2.75	Panavia	DASA
46x17.0R20	30	TL	225	46,000	222	69000	138000	Flight Radial	467Q02-3	180.8	44.76	45.98	47.50	15.98	17.00	17.70	44.75	15.95	19.20	20.15	46x16	13.25	20.0	1.875	3.70	Airbus	TSO-C62d
1050x395R16	28	TL	235	34,200	190	51300	102600	Flight Radial	109Q89-1	130.1	40.59	41.34	42.65	14.53	15.55	16.15	40.00	14.20	16.60	17.55	40.5x15.5-16	11.50	16.0	1.750	3.50	Airbus	TSO-C62d
1400x530R23	40	TL	235	74,950	249	112425	224850	Flight Radial	140Q09-1	314.0	—	—	56.85	—	—	21.70	53.45	19.10	22.35	23.60	54x21.0-23	16.25	23.0	2.000	4.20	Airbus	TSO-C62d

section 5

DATA SECTION – TUBES AND VALVES

5.1 TUBE AND VALVE TECHNICAL DATA

GOODYEAR AIRPLANE INNERTUBES ARE MANUFACTURED TO RIGID STANDARDS

- Meets or exceeds all commercial and military performance requirements.
 - Produced to the requirements of Goodyear's quality standard QAI2525.
 - Meets MIL-I-5014 military specification except for packaging.

All tubes are individually wrapped in .005 mm gauge clear plastic and cardboard boxed in various quantities.
- Made from natural rubber which provides maximum life and meets cold temperature performance requirements.
- Factory balanced. The heavy spot is marked with a yellow stripe. If it does not have a stripe the valve is considered the heavy spot.
- The valve stem, core and cap are manufactured by Schrader for aircraft use.
 - Designed for high and low pressure requirements.

High Pressure Cap = Metal (MS20813-1).

Low Pressure Cap = Plastic.
 - All Parts meet U.S.A. military specifications.

RECOMMENDED STORAGE

- Place in a cool, dry place out of direct sunlight. Temperatures should be between 32°F (0°C) and 85°F (30°C). Always store away from fluorescent lights, electric motors and similar electric equipment. They create ozone which has a deteriorating effect on rubber. Whenever possible they should be stored in their original cardboard carton. Never hang over nails, pegs or any object that might form a crease. It will eventually produce a crack in the rubber leading to a leak.

RECOMMENDED AGE LIMIT

- Tubes may be placed in service, regardless of the calendar age, provided all inspection for service/storage or individual customer imposed restrictions are met.

RECOMMENDED USE

- A new tube should be used when installing in a new tire. Tubes, like tires, grow in service, taking a permanent set of about 25% larger. This makes a used tube too large to use in a new tire which would cause a wrinkle and lead to a leak.

RECOMMENDED MOUNTING AND DISMOUNTING PROCEDURES

- See Goodyear's Care and Maintenance Manual (Catalog #700-862-931-538).

VALVE BENDING

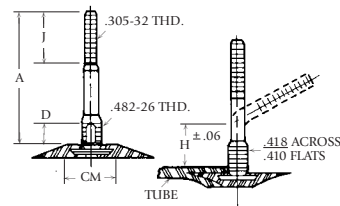
- Tube valves are bent at the tube factory to the Tire and Rim Association's recommended angle.
- For more valve information, contact Schrader World Headquarters in Monroe, NC, U.S.A. Telephone 1-800-592-2222.

5.1 TUBE AND VALVE TECHNICAL DATA

TUBE SIZE DESIGNATION	TYPE	VALVE TYPE	NOMINAL TUBE SIZE			GROSS WEIGHT		VALVE	
			OD	WIDTH	WHEEL DIA	LBS	KGS	SHAPE	LOCATION
5.00-4	REG	TR-67	13	5.00	4	.9	.428	B90°	0
5.00-5/15x6.00-5/380x150-5	REG	TR-67	13	5.00	5	1.1	.513	B90°	0
6.00-6/15x6.00-6 (G15/6.00-6)	REG	TR-20	15	6.00	6	1.3	.581	STR	1.0"
6.00-6/15x6.00-6 (G15/6.00-6)	REG	TR-67	15	6.00	6	1.3	.602	B90°	1.0"
6.50/7.00-8, 19.5x6.75-8 (G19.5x6.75-8)	REG	TR-15	19.5	6.50	8	2.0	.948	STR	.6"
6.50-10	REG	TR-25	22	6.50	10	2.2	.991	STR	.75"
7.00/8.00-6	REG	TR-20	18	7.00	6	1.8	.796	STR	1.0"
7.50-10	REG	TR-193	23	7.50	10	2.9	1.294	B90°	.8"
7.50-10	REG	TR-25	23	7.50	10	2.5	1.152	STR	.8"
7.50-14	REG	TR-176A	27.5	7.50	10	4.0	1.794	B90°	.75"
8.00-4	REG	TR-12	17.5	8.00	4	1.7	.783	STR	1.5"
8.50-6	REG	TR-20	21.5	8.50	6	2.4	1.110	STR	1.12"
8.50-10	REG	TR-25	25	8.50	10	3.1	1.402	STR	.9"
8.90-12.50	REG	TR-15	27.5	8.90	12.5	5.4	2.471	STR	1.7"
9.00-6	REG	TR-69A	22	9.00	6	3.4	1.555	B90°	0
10.00	REG	TR-12	10	4.30	3.188	.5	.219	STR	1.0"
11.00-12	REG	TR-13CW	31.5	11.00	12	6.9	3.148	STR	1.8"
12.50-16	REG	TR-101	38	12.50	16	10.9	4.947	B90°	.4"
17.00-16	REG	TR-91	45	17.00	16	14.9	6.773	B90°	2.75"
18x4.4	FAB	TR-67	18	4.4	10	1.8	.805	B90°	0
18x5.5	REG	TR-15	18	5.5	8	1.4	.653	STR	.4"
18x5.5	REG	TR-67	18	5.5	8	1.5	.678	B90°	.4"
22x8.0/7.00-8	REG	TR-15	22	7.0	8	2.3	1.062	STR	.8"
22x7.25-11.50	REG	TR-150CW	22	7.75	11.5	3.2	1.471	B70°	.5"
27	REG	TR-25	27	9.75	14	3.4	1.531	STR	1.1"
29x11.0-10	REG	TR-193	29	11.0	10	4.6	2.070	B90°	1.0"
44	REG	TR-176A	44	17.2	22	15.0	6.816	B85°	4.5"

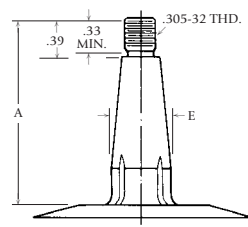
Note: 1. Tube size designation is same as tire size designation which assures proper fit. For multiple size marked tubes, the tube was designed to fit correctly in all the identified sizes. A certain amount of tube stretch is required for maximum performance.
 2. REG = Regular or all rubber tube (Except valve stem).
 FAB = Fabric base tube to eliminate wheel chafing during high performance operations. All other parts same as regular.
 3. These are Schrader valve assemblies. Contact their World Headquarters, Monroe, NC, U.S.A. Telephone 1-800-592-2222 for additional information.
 4. The nominal tube size reflects the minimum inflated outside tire dimensions and wheel diameter that the tube will properly operate.
 (O.D. = outside diameter at center line, width = overall tire width at widest point, wheel dia = nominal diameter of wheel, tire bead and tube opening).
 5. Valve Shape: B = Bent, STR = Straight.
 6. Valve Location is the distance the centerline of the valve is located from the centerline of the tube.

5.2 TUBE VALVE TYPES AND TECHNICAL DATA



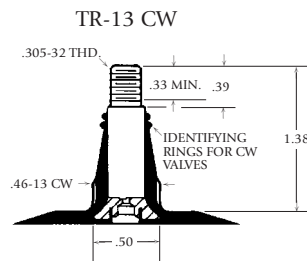
VALVE CORE-TR C4
METAL STEM

TR VALVE NBR	A	D	J	H
14M	1.88	1.42	.38	—
91	4.41	.44	1.25	1.25
92	5.41	.44	.75	1.00
101	5.75	.44	1.25	1.00
176A	3.53	.44	.38	1.25



VALVE CORE-TR C4
RUBBER COVERED WITH METAL STEM

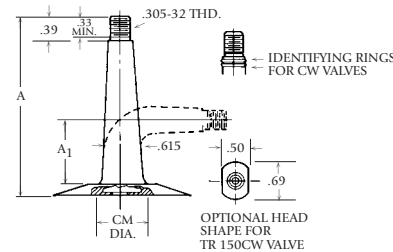
TR VALVE NBR	A	E
12	1.56	.48
15	1.38	.65
20	1.75	.49
25	1.94	.65



TR-13 CW

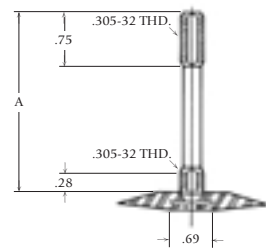
VALVE CORE-TR C1

RUBBER COVERED WITH METAL STEM

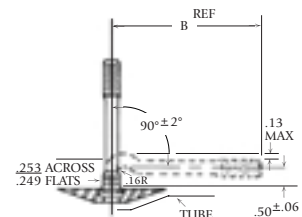


RUBBER COVERED WITH METAL STEM

TR VALVE NBR	A	A1	CM DIA.
150CW	3.69	.70MIN 1.25MAX	.69

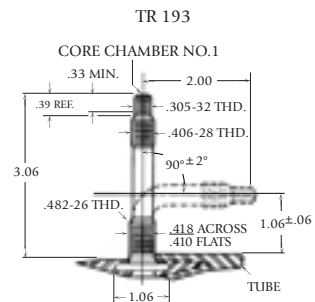


VALVE CORE-TR C4



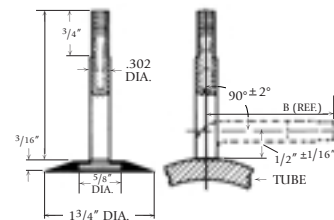
METAL STEM

TR VALVE NBR	A	B
60	2.25	1.50
67	2.75	2.25
68	3.75	3.25
69	4.75	4.25



VALVE CORE-TR C4

METAL STEM



METAL STEM

TR VALVE NBR	A	B
88	1.97	1.63

section 6

AIRCRAFT TIRES SERIAL NUMBER CODES

6.1 ALL COMMERCIAL AND MILITARY

All serials consist of eight (8) characters.

Example: YJJJNNNN

Position 1 (Y) represents the year of production

Positions 2, 3 and 4 (JJJ) signify day of year (Julian Date)

Note: Positions 1 through 4 fulfill requirements of MIL-PRF-5041J for military tires.

Positions 5, 6, 7 and 8 (NNNN) signify the Individual Tire ID Number

Danville's Tire ID's range from 0001 to 4999

Thailand's production ranges from 5000 to 5999

Brazil's production ranges from 7000 to 7999

For production prior to January 1, 2001, tires produced in Thailand showed a 'T' in the 5th position, and tires produced in Brazil had a 'B' in the 5th position. Tire IDs for both plants (positions 6, 7 and 8) were 001 through 999. Danville tire IDs have always been 0001 through 4999.

EXAMPLES

2001

Danville

1019 1234

JULIAN DAY

TIRE ID

2002

Thailand

2019 5123

JULIAN DAY

TIRE ID

2003

Brazil

3019 7123

JULIAN DAY

TIRE ID

section 7

APPLICATION CHARTS

IMPORTANT – READ THIS LEGEND FIRST

Tires are low speed unless designated.
Tires are tube-type unless otherwise indicated.
Consult aircraft manual for individual tire pressure.

Code: TL = Tubeless DT = Deflector Type
SC = Smooth Contour DDT = Dual Deflector Type

APPLICATION CHARTS

The application information presented within this manual is based on the most current information available and is intended for use as a GENERAL REFERENCE ONLY. Any inquiries regarding specific model aircraft should be directed to the applicable airframe manufacturer. Your requirements may vary depending on the actual configuration of your aircraft. All Goodyear aircraft tires are manufactured in accordance with TSO-C62, MIL-T-5041 or AIR8505A and/or applicable airframe manufacturer specifications. Additionally, all tire sizes included in this manual may not necessarily be available from Goodyear. Contact your Goodyear Representative for specific tire information and availability.

FAILURE TO MAKE THIS VERIFICATION AND TO INSTALL UNAPPROVED TIRES ON AN AIRCRAFT MAY RESULT IN TIRE FAILURE CAUSING PROPERTY DAMAGE, SERIOUS INJURY, OR LOSS OF LIFE.

7.1 GENERAL AVIATION/BUSINESS AIRCRAFT

MANUFACTURER	MODEL	NAME	MAIN TIRE		AUXILIARY TIRE	
			TIRE SIZE	PLY RATING	TIRE SIZE	PLY RATING
Aerospatiale	SN-600	Corvette	26x6.6	10 TL	17.5x6.25-6DDT	8 TL
American Champion Aircraft	—	Decathlon/Super Dec.	6.00-6/8.00-6	4/6	Scott	—
	—	Citabria	6.00-6	4/6	Scott	—
	—	—	7.00-6	6	Scott	—
	—	—	8.00-6	6	Scott	—
Ayres	Thrush	—	11.00-12	10	12-1/2x4-1/2	4
	S2RT15	Thrush	29x11.00-10	10 TL	12-1/2x4-1/2	4
	S2R	Thrush	8.50-10	10 TL	12-1/2x4-1/2	4
Commander Aircraft	112	Commander	6.00-6	6	5.00-5	4
	112B	—	7.00-6	6	5.00-5	4
	112TC, TCA	—	7.00-6	6	5.00-5	6
	114	—	7.00-6	6	5.00-5	6
	114A, B	—	6.00-6	6	5.00-5	6
Beech Aircraft (Raytheon)	C-17R	Staggerwing	7.50-10	6	10.00SC	—
	BE 18	Twin Beech	11.00-12	8 TL	14.50SC	8 TL
	BE 18H	Twin Beech	8.50-10	8 TL	8.50-10	8 TL
	BE 19	Musketeer Sport	6.00-6	4	6.00-6	4
	BE 23	Musketeer	6.00-6	4	6.00-6	4
	BE23C, BE-A24	Sundowner	6.00-6	4	6.00-6	4
	BE 24-R	Super Sierra	6.00-6	4	5.00-5	4
	BE 33A	Bonanza	7.00-6	6	5.00-5	4
	BE 35	Bonanza	7.00-6	6	5.00-5	4
	BE 36	Bonanza	7.00-6	6	5.00-5	4
	BE 50	Twin Bonanza	8.50-10	6	6.50-10	4
	BE B55	Baron	6.50-8	8	5.00-5	6
	BE C55	Baron	6.50-8	8	5.00-5	6
	BE E55	Baron	6.50-8	8	5.00-5	6
	BE 58	Baron	6.50-8	8	5.00-5	4
	BE 60	Duke	19.5x6.75-8	10 TL	15x6.00-6	4
	BE 65	Queen Air	8.50x10	8 TL	6.50-10	6 TL
	BE-80	Queen Air	8.50-10	8 TL	6.50-10	6 TL
	BE-C90B	King Air	8.50-10	8 TL	6.50-10	6 TL
	BE-B200	Super King Air	18x5.5	10 TL	22x6.75-10	8 TL
	BE-200T	Super King Air	22x6.75-10	8 TL	22x6.75-10	8 TL
	BE-99	—	18x5.5	8 TL	6.50-10	6 TL
	BE-300/350	Super King Air	22x6.75-10	8 TL	19.5x6.75-8	10 TL
	BE-2000	Starship 1	H19.5x6.75-10	8 TL	19x6.75-8	10 TL
	BE-400	Beechjet, Diamond 1	24x7.7	16 TL	18x4.4	10 DDT
	BE 1900	Airliner	22x6.75-10	8 TL	19.5x6.75-8	10 TL
	BE 1900D	Airliner	22x6.75-10	10 TL	19.5x6.75-8	10 TL
Bellanca	260A	Bellanca	6.00-6	6	6.00-6	4
	17-30A	Viking	6.00-6	6	15x6.00-6	6/8
	17-31A	Super Viking	6.00-6	6	15x6.00-6	6/8
	17-31ATC	Turbo Viking	6.00-6	6	15x6.00-6	6/8
	7GCAA	Citabria	6.00-6	4	5.00-5	4
	7KCAB	Citabria	7.00-6	4	5.00-5	4
	8KCAB	Decathlon	8.00-6	4	5.00-5	4
	8GCBC	Scout	8.50-6	4/6	5.00-5	4
BAe	HS-125	—	23x7.00-12BR	12 TL	18x4.25-10 DT	6 TL
Hawker	(400/600/700/800/1000)	—	—	—	—	—
Bombardier	CL-600/601	Challenger	26x6.6	14 TL	18x4.4 DT	12 TL
	CL-600/601	Challenger	25.75x6.75-14	14 TL	18x4.4 DT	12 TL
	CL604	Challenger	H27x8.5-14	16 TL	18x4.4 DT	12 TL
	—	Global Express	H38x12.0-19	20 TL	21x7.25-10 DT	12 TL

7.1 GENERAL AVIATION/BUSINESS AIRCRAFT

MANUFACTURER	MODEL	NAME	MAIN TIRE		AUXILIARY TIRE	
			TIRE SIZE	PLY RATING	TIRE SIZE	PLY RATING
Cessna (Textron)	120, 140	—	6.00-6	4	5.00-5	4
	150, 152	Commuter, Aerobat	6.00-6	4	5.00-5	4
	172	Skyhawk	6.00-6	4	5.00-5	4
	R172	Hawk XP	6.00-6	4	5.00-5	4
	172 Q	Cutlass	6.00-6	6	5.00-5	4
	172 RG	Cutlass RG	15x6.00-6	6	5.00-5	4
	175	SkyLark	6.00-6	4	5.00-5	4
	177	Cardinal	6.00-6	6	5.00-5	4
	177 RG	Cardinal RG	15x6.00-6	6	5.00-5	4
	180	Skywagon	6.00-6	6	8.00" SC	6
	182, T 182	Skylane	6.00-6	6	5.00-5	6
	182RG, T 182RG	Skylane	15x6.00-6	6	5.00-5	4
	185	Skywagon	6.00-6	6	8.00 SC	8
	188	AG Wagon	22x8.00-8	6	10.00 SC	6
	188	AG Wagon (optional)	8.50-10	6	10.00" SC	8
	205	—	6.00-6	6	5.00-5	6
	206	Station Air	6.00-6	6	5.00-5	6
	206, 207	Optional	8.00-6	6	6.00-6	4
	207	Skywagon	6.00-6	8	6.00-6	8
	208 (FLO)	Caravan	8.50-10	8	22x8.00-8	6
	208 (STA)	Caravan	6.50-10	8	6.50-8	8
	210	Centurion	6.00-6	8	5.00-5	6
	T210, P210	Turbo, Centurion	6.00-6	8	5.00-5	10
	T303	Crusader	6.00-6	8	6.00-6	6
	T303	Optional	6.50-8	8	6.00-6	6
	310, T310	—	6.50-10	6	6.00-6	4
	320, 340	—	6.50-10	6	6.00-6	4
	336	—	6.00-6	6	15x6.00-6	6
	337	Super Skymaster	18x5.5	8	15x6.00-6	6
	401, 402	—	6.50-10	8	6.00-6	6
	404	Titan	22x7.75-10	10 TL	6.00-6	6
	411	—	6.50-10	8	6.00-6	6
	414	Chancellor	6.50-10	8	6.00-6	6
	421	Golden Eagle	6.50-10	8	6.00-6	6
	425	Conquest I	6.50-10	10	6.00-6	6
	441	Conquest II	22x7.75-10	10 TL	6.00-6	6
	500	Citation I	22x8.00-10	10 TL	18x4.4 DDT	10 TL
	525	Citation Jet	22x6.50-10	10 TL	18x4.4 DDT	6 TL
	550	Citation II Ser#2-626	22x8.00-10	10 TL	18x4.4 DDT	10 TL
	550	Citation II Ser#627-Up	22x8.00-10	12 TL	18x4.4 DDT	10 TL
	550	Bravo	H22x8.25-10	14TL	18x4.4 DDT	10 TL
	650	Citation III	22x5.75-12	10 TL	18x4.4 DDT	10 TL
	560	Citation V	22x8.00-10	12 TL	18x4.4 DDT	10 TL
	BPC 560	Encore	H22x8.25-10	14 TL	18x4.4	10 TL
	650	Citation VI	22x5.75-12	10 PR	18x4.4 DDT	10 TL
	650	Citation VII	22x5.7512	10 PR	18x4.4 DDT	10 TL
	750	Citation X	26x6.6R14	14 PR	16x4.4 DT	10 TL
Cirrus Design	SR20	—	15x6.00-6	6	5.00-5	6
	SR22	—	15x6.00-6	6	5.00-5	6
Dassault	10	Falcon	22x5.75-12	10 TL	18x5.75-8	8 TL
	20	Falcon	26x6.6 or 26x6.6 R14	10 TL	13x5.0-4 DT	14 TL
	20	Falcon	26x6.6 or 26x6.6 R14	10 TL	14.5x5.5-6 DT	14 TL
	50/200	Falcon	26x6.6 or 26x6.6 R14	14 TL	14.5x5.5-6 DT	14 TL
Embraer/ Neiva	EMB-200	Ipanema	6.50-8	8 TT	2.80/2.50-4	4 TT
	EMB-201	Ipanema	8.50-10	8/10 TT	10x3.50-4	4 TT
	EMB-202	Ipanema	8.50-10	8/10 TT	10x3.50-4	4 TT
Gulfstream Aerospace	AE-680 T	Turbo Commander	8.50-10	10 TL	16x4.4	4 TL
	AE-680 V	—	8.50-10	8 TL	6.00-6	6 TL
	AE-680 W	—	8.50-10	8 TL	6.00-6	6 TL
	AE-681	—	8.50-10	8 TL	6.00-6	6 TL
	AE-685	—	8.50-10	8 TL	6.00-6	6 TL
	AE-690, 690A, 690B	—	8.50-10	8 TL	6.00-6	6 TL
	AE690C	—	8.50-10	10 TL	15x6.00-6	6 TL
	AE-720	—	8.50-10	8 TL	6.00-6	6 TL
	112	—	6.00-6	6	5.00-5	4
	112TC	—	7.00-6	6	5.00-5	6
	114	—	7.00-6	6	5.00-5	6
	G-159	Gulfstream 1	7.50-14	12 TL	6.50-8	6 TL
	G-158	AG-CAT	8.50-10	6	10.00	8

7.1 GENERAL AVIATION/BUSINESS AIRCRAFT

MANUFACTURER	MODEL	NAME	MAIN TIRE		AUXILIARY TIRE	
			TIRE SIZE	PLY RATING	TIRE SIZE	PLY RATING
Gulfstream Aerospace	—	Gulfstream II	34x9.25-16	18 TL	21x7.25-10 DT	12 TL
	—	Gulfstream III, IV	34x9.25-16	18 TL	21x7.25-10 DT	12 TL
	—	Gulfstream IVSP	H34x9.25-18	18 TL	21x7.25-10 DT	12 TL
	—	Gulfstream V	H35x11.0-18	20 PR	21x7.25-10 DT	12 TL
	AA-1B	Trainer	6.00-6	4	5.00-5	4
	AA-5	Tiger	6.00-6	4	5.00-5	4
	—	Tiger	6.00-6	6	5.00-5	4
	—	Cheeta	6.00-6	4	5.00-5	4
	GA-7	Cougar	6.00-6	6	15x6.00-6	6
	AE-200	Commander	7.00-6	6	6.00-6	4
	AE-500, B, U, S	Commander	8.50-10	8 TL	6.00-6	6 TL
	AE-560, 560A	Commander	8.50-10	6 TL	6.00-6	6 TL
	AE-560E, F	Commander	8.50-10	8 TL	6.00-6	6 TL
	AE-680, 680E	Commander	8.50-10	8 TL	6.00-6	6 TL
	AE-680F	Commander	8.50-10	8 TL	6.00-6	6 TL
	AE-680FP	Commander	8.50-10	8 TL	6.00-6	6 TL
	AE-680FL	Grand Commander	8.50-10	8 TL	6.00-6	6 TL
AE-680FLP	Grand Commander P	8.50-10	8 TL	6.00-6	6 TL	
Helio	H-250	Courier	8.00-6	4	10.00	8
	H-250	Courier II	8.00-6	4	10.00	8
	H-250	Courier (XWD)	6.50-8	6	10.00	8
	H-295	Super Courier	8.00-6	6	10.00	8
	H-295	Super Courier (XWD)	6.50-8	6	10.00	8
	H-550A	Stallion	7.50-10	8	5.00-5	4
H634	Twin Stallion	7.50-10	8	5.00-5	4	
Israel Aircraft Industries	1121, AE, 1121	Jet Commander	24x7.7	14/16/18 TL	16x4.4	4 TL
	1123	Westwind	24x7.7	18 TL	16x4.4	4 TL
	1124	Westwind	B24x9.50-10.5	18 TL	16x4.4	4 TL
	1125	Astra	23x7.00-12	12 TL	16x4.4 DT	6
Lake Aircraft	LA-4	Buccaneer	6.00-6	4	5.00-4	4
	LA-250	Renegade/Seafury	6.00-6	6	5.00-5	4
	LAp4-200	Amphibian	6.00-6	6	5.00-4	4
Bombardier	LR-23	Learjet	18x5.5	10 TL	18x4.4 DDT	10 TL
	LR-24	Learjet	18x5.5	10 TL	18x4.4 DDT	10 TL
	LR-25	Learjet	18x5.5	10 TL	18x4.4 DDT	10 TL
	LR-35/36, 35A, 36A	Learjet	17.5x5.75-8	12 TL	18x4.4 DDT	10 TL
	LR-54, 55, 56	Learjet	17.5x5.75-8	14 TL	18x4.4 DDT	10 TL
	LR-60	Learjet	17.5x5.75-8	14 TL	18x4.4 DDT	10 TL
Lockheed	—	Jet Star	26x6.6	14 TL	18x4.4 DT	10 TL
	—	Jet Star II	26x6.6	14 TL	18x4.4 DT	12 TL
	SA-60	Azacarte-60	6.50-8	4	6.00-6	4
Maule Air	MX-7-160	—	7.00-6	4/6	280/250-4	4
	MXT-7-160	—	7.00-6	4/6	280/250-4	4
	M-8-235	—	7.00-6	4/6	280/250-4	4
	MX7-420	—	7.00-6	4/6	280/250-4	4
Mitsubishi	MU-2B	—	8.50-10	8	5.00-4 (PreSB072)	6
	MU-2B	—	8.50-10	8	5.00-5 (PostSB072)	6
	MU-2B-10/15	—	8.50-10	8	5.00-4 (S/N101-115)	6
	MU-2B-10/15	—	8.50-10	8	5.00-5 (S/N116-120)	6
	MU-2B-20, 25	—	8.50-10	8	5.00-5	6
	MU-2B-26, 30, 35, 36, 40, 60	—	8.50-10	10	5.00-5	6
	MU-3 DIAMOND I (See Beech)	—	—	—	—	—
Mooney	MO-20	Ranger	6.00-6	6	5.00-5	4/6
	MO-21C	Super	6.00-6	6	5.00-5	4/6
	MO-22	Mustang	6.00-6	6	15x6.00-6	6
	MO-20E	Chapparral	6.00-6	6	5.00-5	4
	MO-20F	Executive	6.00-6	6	5.00-5	6
	MO-20J	201	6.00-6	6	5.00-5	6
	MO-20K	Turbo 231	6.00-6	6	5.00-5	6
	M-20K	TSE	6.00-6	6	5.00-5	4
	M-20M	Bravo	6.00-6	6	5.00-5	6
	M-20S	Eagle	6.00-6	6	5.00-5	6
	M-20R	Ovation	6.00-6	6	5.00-5	6
Partenavia	P68C	—	6.00-6	6	5.00-5	6

7.1 GENERAL AVIATION/BUSINESS AIRCRAFT

MANUFACTURER	MODEL	NAME	MAIN TIRE		AUXILIARY TIRE	
			TIRE SIZE	PLY RATING	TIRE SIZE	PLY RATING
Piper	J3	Cub	8.00-4	4	8.00"SC	Solid
	PA18-135	Super Cub	6.00-6	4	8.00"SC	Solid
	PA18-150	Super Cub	6.00-6	4	6x2.00	Solid
	PA22	Tri Pacer	6.00-6	6	6.00-6	6
	PA23, 160-235	Apache	7.00-6	6	6.00-6	4
	PA23-250	Aztec	7.00-6	8	6.00-6	4
	PA24-180	Commanche	6.00-6	4	6.00-6	4
	PA24, 250, 260, 400	Commanche	6.00-6	6	6.00-6	4/6
	PA25-150	Pawnee	7.00-6	4	8x3.00-4	4
	PA25, 236, 260	Pawnee	8.00-6	4	8x3.00-4	4
	PA28R-201	Arrow	6.00-6	6	5.00-5	4
	PA28-140	Cherokee	6.00-6	4	6.00-6	4
	PA28-150	Cherokee	6.00-6	4	6.00-6	4
	PA28-151, 161	Warrior	6.00-6	4	5.00-5	4
	PA28-160	Cherokee	6.00-6	4	6.00-6	4
	PA28-180	Cherokee	6.00-6	4	6.00-6	4
	PA28-181	Archer	6.00-6	4	5.00-5	4
	PA28-235	Cherokee	6.00-6	4	6.00-6	4
	PA30	Twin Commanche	6.00-6	4	6.00-6	6
	PA31	Navajo	6.50-10	8	6.00-	6
	PA31	Chieftain	6.50-10	8	6.00-6	6
	PA31T	Navajo	6.50-10	10	6.00-6	6
	PA31P	Pressurized Navajo	6.50-10	8	6.00-6	8
	PA31T-500	Cheyenne 1A	6.50-10	10	6.00-6	6
	PA32	6-300	6.00-6	6	6.00-6	6
	PA32RT300	Lance	6.00-6	8	6.00-6	4
	PA31P-350	Mojave	6.50-10	8	17.5x6.25-6	10
	PA34-220	Seneca	6.00-6	8	6.00-6	6
	PA36	Brave	8.50-10	6	10x3.5-4	6
	PA38	Tomahawk	6.00-6	6	5.00-5	6
	PA42	Cheyenne IIIA	6.50-10	12 TL	17.5x6.25-6	10
	PA44-180	Seminole	6.00-6	6	6.00-6	6
	600/601B (PA60)	Aerostar	6.50-8	TL	6.00-6	6
601P (PA60-601 P)	Aerostar	6.50-8	8 TL	6.00-6	6	
602P (PA60-602 P)	Aerostar	6.50-8	8 TL	6.00-6	6	
700P (PA60-700 P)	Aerostar	6.50-8	8 TL	6.00-6	6	
PA46-350P	Malibu Mirage	6.00-6	8	5.00-5	6	
PA34-270T	Seneca V	6.00-6	8	6.00-6	8	
PA44-180	Seminole	6.00-6	8	5.00-5	6	
PA32R-301	Saratoga II HP	6.00-6	8	5.00-5	6	
PA32R-301T	Saratoga II TC	6.00-6	8	5.00-5	6	
PA28-181	Archer III	6.00-6	4/6	6.00-6	4	
PA28-161	Warrior III	6.00-6	4	5.00-5	4	
PZL-MIELIC	I-22	Iryda	6.70x210-12	18 TL	6.70x210-12	18 TL
	M-26	Iskierka	6.00-6	8 TT	6.00-6	6 TT
	M-20	Mewa	6.00-6	8 TT	6.00-6	6 TT
	M-28	Skytruck	—	—	6.50-10	12 TL
Sabreliner	NA-40/60	Sabreliner	26x6.6	14 TL	18x4.4 DT	10 TL
	NA-40/60	Sabreliner	26x6.75-14	14 TL	18x4.4 DT	10 TL
	NA-60A/65	Sabreliner	26x6.75-14	16 TL	18x4.4 DT	10 TL
	NA-75/75A	Sabreliner	22x5.75-12	10 TL	18x4.4 DT	10 TL
Sino Swearingen	SJ-30-2	—	16x4.4	12 TL	16x4.4	6 DT
	—	—	—	—	—	—
Socata	TB 10/200	—	6.00-6	6 TT	5.00-5	6 TT
	TB9/20/21/30	—	15x6.00-6	6 TT	5.00-4	6 TT
	Rallye	—	6.00-6.5	4 TT	5.00-4	6 TT
	TBM700	—	18x5.5	8 TL	5.00-5	10 TL
TB360	Tangara	6.00-6	6 TT	15x6.00-6	6 TT	
Taylorcraft	A, B, BC, D (L2M), BC12-D	—	6.00-6	4 TT	6x2	—
	F-19, F-21, F-21A	—	6.00-6	4 TT	6x2	—
	F-22	—	6.00-6	4 TT	8.00-3	TT
	F-22A	—	6.00-6	4 TT	5.00-5	4 TT
	F-22B	—	6.00-6	4 TT	8.00-3	TT
	F-22C	—	6.00-6	4 TT	5.00-5	4 TT

7.2 COMMERCIAL AIRCRAFT

IMPORTANT – READ THIS LEGEND FIRST

Tires are low speed unless designated.
Tires are tube-type unless otherwise indicated.
Consult aircraft manual for individual tire pressure.

Code: TT = Tube Type
DT = Deflector Type
DDT = Dual Deflector Type
LS = Low Speed

MANUFACTURER	MODEL	NAME	SPEED	MAIN TIRE		AUXILIARY TIRE	
				TIRE SIZE	PLY RATING	TIRE SIZE	PLY RATING
Airbus	A300 B2	137 tonne	225	46x16	28x30/32	40x14	24
	A300 B2	142 tonne	225	46x16	28/30/32	40x14	24
	A300 B4	150 tonne	225	46x16	28/30/32	40x14	24
	A300 B4	157.5 tonne	225	46x16	30/32	40x14	24
	A300 B4	157.5 tonne	225	49x17	30/32/34	40x14	24
	A300 B4	157.5 tonne	235*	49x19.0-20	32/34	40x14	24
	A300 B4	160.9 tonne	225	46x16	30/32	40x14	24
	A300 B4	165 tonne	225	49x17	30/32/34	40x14	24
	A300 B4	165 tonne	235*	49x19.0-20	32/34	40x14	24
	A300-600	165.9 tonne	225	49x17	30/32/34	40x14	24
	A300-600	165.9 tonne	235*	49x19.0-20	32/34	40x14	24
	A300-600 R	171.4 tonne	225	49x17	32/34	40x14	24
	A300-600 R	171.4 tonne	235*	49x19.0-20	32/34	40x14	24
	A300-600	172.6 tonne	225	49x17	32/34	40x14	24
	A300-600 R	172.6 tonne	235*	49x19.0-20	32/34	40x14	24
	A310-200	132.9 tonne	225	46x16	28/30/32	40x14	24
	A310-200	132.9 tonne	225	49x17	26/28/30/32/34	40x14	24
	A310-200	139.5 tonne	225	46x16	28/30/32	40x14	24
	A310-200	139.5 tonne	225	49x17	26/28/30/32/34	40x14	24
	A310-200	142.9 tonne	225	46x16	28/30/32	40x14	24
	A310-200	142.9 tonne	225	49x17	26/28/30/32/34	40x14	24
	A310-300	150.9 tonne	225	46x16	28/30/32	40x14	24
	A310-300	150.9 tonne	225	49x17	26/28/30/32/34	40x14	24
	A310-300	153.9 tonne	225	46x16	28/30/32	40x14	24
	A310-300	153.9 tonne	225	49x17	26/28/30/32/34	40x14	24
	A310-300	157.9 tonne	225	46x16	30/32	40x14	24
	A310-300	157.9 tonne	225	49x17	30/32/34	40x14	24
	A310-300	164.9 tonne	225	49x17	30/32/34	40x14	24
	A319	64.4 tonne	225	46x16 or 46x17.0R20	30	30x8.8 or 30x8.8 R15	16
	A319	70.4 tonne	225	46x16 or 46x17.0R20	30	30x8.8 or 30x8.8 R15	16
	A320	68.4 tonne	225	46x16 or 46x17.0R20	28/30/32	30x8.8 or 30x8.8 R15	16
	A320	68.4 tonne	225	49x17 or 46x17.0R20	28/30/32/34	30x8.8 or 30x8.8 R15	16
	A320	68.4 tonne	225	49x19.0-20 or 46x17.0R20	32/34	30x8.8 or 30x8.8 R15	16
	A320	73.9 tonne	225	46x16 or 46x17.0R20	28/30/32	30x8.8 or 30x8.8 R15	16
	A320	73.9 tonne	225	49x17 or 46x17.0R20	28/30/32/34	30x8.8 or 30x8.8 R15	16
	A320	73.9 tonne	225	49x19.0-20 or 46x17.0R20	32/34	30x8.8 or 30x8.8 R15	16
	A320	76.4 tonne	225	46x16 or 46x17.0R20	30/32	30x8.8 or 30x8.8 R15	16
	A320	76.4 tonne	225	49x17 or 46x17.0R20	28/30/32/34	30x8.8 or 30x8.8 R15	16
	A320	76.4 tonne	225	49x19.0-20 or 46x17.0R20	32/34	30x8.8 or 30x8.8 R15	16
	A320	73.9 t, 4MLG/SIDE	225	36x11	22	30x8.8 or 30x8.8 R15	16
	A320	76.4 t, 4MLG/SIDE	225	36x11	22	30x8.8 or 30x8.8 R15	16
	A321	88.4 tonne	225	49x18.0-22 or 1270x455R22	30	30x8.8 or 30x8.8 R15	16
	A330-300	208.9 tonne	235	54x21.0-23 or 1400x530R23	32	1050x395R16	28
	A330-300	232.9 tonne	235	54x21.0-23 or 1400x530R23	36	1050x395R16	28
	A340-200/300	254.4 tonne	235	54x21.0-23 or 1400x530R23	32	40.5x15.5-16 or 1050x395R10	28
A340-200/300	280.9 tonne	235	54x21.0-23 or 1400x530R23	36	40.5x15.5-16 or 1050x395R10	28	
A340-600	—	235	1400x530R23	40	45x18.0R17	36	
Alenia/Aerospaziale	ATR-42	—	190	32x8.8R16	12	450-190-5	10
	ATR-72	—	190	H34x10.0R16	14	450-190-5	10
Aerospaziale	Caravelle	46 tonne	180	35x9.00-17	14	26x7.75-13	10 DT
	Caravelle	48,50,52,56 tonne	210	35x9.00-17	16	26x7.75-13	10 DT
	Caravelle	58 tonne	210	35x9.00-17	18	26x7.75-13	10 DT
	Concorde	—	279	47x15.75-22.1	32	31x10.75-14	20
Nord	262	LS	12.50-16	12	6.00-6	8	
Ayres	Loadmaster	—	—	28x9.0-12	12	22x6.75-10	10
BAe	BAC-11	200	210	40x12	16	24x7.25-12	10 DT
	BAC-111	400	10	40x12	18	24x7.25-12	10 DT
	BAC-111	475	210	40x12	16/18	24x7.25-12	12 DT
	BAC-111	500/510	210	40x12	20	24x7.25-12	10 DT
	146	—	210	39x13	18/22/24	24x7.7	14
	146	—	190	42x15	16/18	8.50-10	12
	Trident	IC	210	34x9.50-18	14	29x8.00-15	12
	Trident	1E,2E,3B	210	36x10.00-18	16	29x8.00-15	12
	Vanguard	—	LS	17.00-20	22	33x9.75-16	10
	VC-10	—	210	50x18	24	39x13	16
	VC-10 (SUPER)	—	225	50x18	26	39x13	16
	Viscount	—	LS	36x10.75-16.5	16TT/TL	24x7.25-12	10

7.2 COMMERCIAL AIRCRAFT

MANUFACTURER	MODEL	NAME	SPEED	MAIN TIRE		AUXILIARY TIRE	
				TIRE SIZE	PLY RATING	TIRE SIZE	PLY RATING
British Aerospace (BAe)	3100	Jetstream	—	28x9.00-12	12	6.00-6	8/10
	4100	—	—	22x8.75-10	12	6.00-6	8
	748	Intercity	—	32x10.75-14	12	8.50-10	10
Boeing	707	120	210	46x16	24	39x13	14
	707	320B	210	46x16	26/28	39x13	16
	707	320C	225	46x16	30	39x13	16
	717	—	225	H41x15.0-19	24	26x6.6	12
	120	—	210	40x14	24	34x9.9	12
	720B	—	210	40x14	24	39x13	14
	727	100/QC	210	49x17	30	32x11.50-15	12 DT
	727	100/QC	210	50x20.0-20	30	32x11.50-15	12 DT
	727	200/C	210/225	49x17	30	32x11.50-15	12 DT
	727	200/C	210	50x21.0-20	30	32x11.50-15	12 DT
	737	100	210	40x14	24	24x7.7	14/16
	737	200	225	40x14	24	24x7.7	16
	737	200 (Flotation)	210	42x15	24	24x7.7	16
	737	200	210/225	40x14	28	24x7.7	16
	737	200	210/225	H40x14.5-19	24	24x7.7	16
	737	200	225	H40x14.5-19	24	27x7.75-15	10
	737	300 (Flotation)	225	H42x16.0-19	24/26	27x7.75-15	10
	737	400	225	H40x14.5-19	26	27x7.75-15	12
	737	400 High Wt	225	H42x16.0-19	26	27x7.75-15	12
	737	500	225	H40x14.5-19	24	27x7.75-15	12
	737	600	225	H44.5x16.5-21	28	27x7.75-15	12
	737	700	225	H43.5x16.0-21	26	27x7.75-15	12
	737	800	225	H44.5x16.5-21	28	27x7.75-15	12
	747-SP	613kt	210/225	46x16	28/30	49x17	28/30
	747-SP	663kt-673kt	210/225	46x16	28/30	49x17	30
	747-SP	696kt-705kt	210/225	46x16	28/30	49x17	30/32
	747-SR	523kt-613kt	210/225	46x16	28/30	49x17	28/30
	747-100	713kt	210/225	44x16	28/30	46x16	28/30
	747-100	738kt	210/225	46x16	30/32	46x16	30/32
	747-100	753kt	210/225	46x16	30/32	46x16	30/32
	747-200	778kt	225/235	49x17	30/32	49x17	30/32
	747-200	788kt	225/235	49x17	30/32	49x17	30/32
747-200	803kt-808kt	225	49x17	30/32	49x17	30/32	
747-200	823kt	225/235	49x17	30/32	49x17	30/32	
747-200	823kt	235/245	49x19.0-20	32	49x19.0-20	32	
747-200B	836kt	235/245	49x19.0-20	32	49x19.0-20	32	
747-200C/F	836kt	235/245	49x19.0-20	34	49x19.0-20	34	
747-300	836kt	235	49x19.0-20	32	49x19.0-20	32	
747-400	—	225	H49x19.0-22	24	H49x19.0-22	24	
747-400	—	235	H49x19.0-22	32	H49x19.0-22	32	
757	—	225	H40x14.5-19	24	H31x13.0-12	20	
757	High Wt	225	H42x16.0-19	24	H31x13.0-12	20	
767	200	235	H45x17.0-20	26	H37x14.0-15	22/24	
767	200	235	H46x18.0-20	26/28	H37x14.0-15	22/24	
767	200ER	235	H46x18.0-20	32	H37x14.0-15	22/24	
767	300	235	H46x18.0-20	28	H37x14.0-15	22/24	
767	300ER	235	H46x18.0-20	32	H37x14.0-15	22/24	
777	—	235	50x20.0R22	32	42x17R-18	26	
Canadair (Bombardier)	CL-215/415	Water Bomber	LS	15.00-16	16	6.50-10	10 TT
	Regional Jet	—	210	H29x9.0-15	16	18x4.4DT	12
	CRJ-700	—	225	H36x12.0-18	18	20.5x6.75-10DT	12
CASA	CRJ-900	—	225	H36x12.0-18	18	20.5x6.75-10DT	12
	Commuter	—	LS	11.00-12	10	24x7.7	8
Convair	240	—	LS	34x9.9	12 TT	26x6	10 TT
	340,440	—	LS	12.50-16	12/TT/TL	7.50x14	8 TT/TL
	540	—	LS	12.50-16	12/TT/TL	7.50x14	8 TT/TL
	580/600	—	LS	12.50-16	14/TT/TL	7.50x14	8 TT/TL
	580/600	—	LS	39x13	14	7.50x14	8 TT/TL
	880	—	210	39x13	20	29x7.7	12
	880M	—	210	39x13	22	29x7.7	12
	990	—	210/225	41x15.0-18	22/24	29x7.7	16
Curtiss	C-46	Commando	160	19.00-23	16	10.00-7	12 Smooth
DeHavilland (Bombardier)	DHC-6	Twin Otter	LS	11.00-12	8 TT	8.90-12.50	6
	DHC-6	Twin Otter (Flotation)	LS	15.00-12	10 TT	8.90-12.50	6
	DHC-7	Dash 7	LS	30x9.00-15	10	6.50-10	10
	DHC-7	Dash 7 (Flotation)	LS	33.5x10.75-15	12	24x7.7	8
	DHC-8-100	Dash 8	LS	26.5x8.0-13	12	18x5.5	10
	DHC-8-100	Dash 8 (Flotation)	LS	H31x9.75-13	10	22x6.50-10	12
	DHC-8-300	Dash 8	190	31x9.75-14	12	22x6.50-10	6

7.2 COMMERCIAL AIRCRAFT

MANUFACTURER	MODEL	NAME	SPEED	MAIN TIRE		AUXILIARY TIRE	
				TIRE SIZE	PLY RATING	TIRE SIZE	PLY RATING
Dornier	DO-228	100	LS	25.5x8.75-10	10	6.00-6	8 TT
	DO-228	200	LS	25.5x8.75-10	12	6.00-6	8 TT
	DO-328	—	190	24x7.7	14	19.5x6.75-8	10
	DO-328	(Flotation)	190	25.5x8.75-10	14	19.5x6.75-8	10
	DO-328 Jet	—	210	25.75x6.75-14	14	19.5x6.75-8	10
	DO-728	—	210	H38x12.0-19	18	21x7.25-10	12
Douglas	DC-3	—	LS	17.00-16	10 TT/TL	9.00-6	10 TT
	DC-4	—	LS	15.50-20	14/16 TT	44" SC	12 TT
	DC-6B & 7	—	LS	15.50-20	20 TT	44" SC	14 TT
	DC-7C	—	LS	17.00-20	20/22/24	15.00-16	14
	DC-8	—	210	44x16	26	34x11	18
	DC-8	HV/50F	225	44x16	28	34x11	20/22
	DC-8	61	225	44x16	30	34x11	22
	DC-8	62	225	44x16	30/32	34x11	22
	DC-8	62H	225	44.5x16.5-18	30	34x11	22
	DC-8	63	225	44x16	32	34x11	22
	DC-8	63	225	44.5x16.5-18	30	34x11	22
	DC-9	10 (11-12-14-15)	210/225	40x14	20	26x6.6	10 DT
	DC-9	30 (31)	210/225	40x14	22	26x6.6	10 DT
	DC-9	30 (32)	225	40x14	24	26x6.6	10 DT
	DC-9	30 (33-41)	225	40x14	22/24	26x6.6	10 DT
	DC-9	(Flotation)	210	42x15	22	26x6.6	10 DT
	DC-9	50	225	41x15.0-18	22/24	26x6.6	10 DT
	MD-80/82/88	(DC-9-80)	225	H44.5x16.5-20	24/26	26x6.6	12
	MD-83	—	225	H44.5x16.5-20	28	26x6.6	12
	MD-90	—	225	H44.5x16.5-21	26	26x6.6	12
DC-10	10	225	50x20.00-20	32/34	37x14.0-14	24	
DC-10	30/40	235	52x20.5-23	28/30	40x15.5-16	26/28	
MD-11	—	235	H54x21.0-24	36	40x15.5-16	28	
Embraer	EMB-110	Bandeirante	160	670x210-12	10	6.50-8	8 TT
	EMB-120	Brasilia	190/210	24x7.25-12	12	18x5.5	8/10
	EMB-121	Xingu	160/210	670x210-12	10	16x4.4	6 TT
	ERJ-135	Regional Jet	210	30x9.5-14	16	19.5x6.75-8	8 DT
	ERJ-140	Regional Jet	210	30x9.5-14	16	19.5x6.75-8	8 DT
	ERJ-145 ER	Regional Jet	210	30x9.5-14	16	19.5x6.75-8	8 DT
	ERJ-145 LR	Regional Jet	210	H30x9.5-16	16	19.5x6.75-8	8 DT
	ERJ-135 Corporate	Legacy	210	H30x9.5-16	16	19.5x6.75-8	8 DT
	ERJ-170	Airliner	210	H38x13.0-18	18	24x7.7	12
	ERJ-190	Airliner	210	H41x15.0-19	20	24x7.7	14
ERJ-145 XR	Airliner	225	H30x9.5-16	16	19.5x6.75-8	10 DT	
Fairchild Aircraft Corp.	SA227	Metro III	190	19.5x6.75-8	10	18x4.4	10 DT
	SA226H	Merlin IV	160	19.5x6.75-8	10	16x4.4	4/6
Fairchild-Hiller	F-27(J)/FH227	—	LS	9.50-16	12	8.50-10	10
	—	(Optional)	—	39x13	14	24x7.7	10
Fokker	F-27	Friendship	190	34x10.75-16	10	9.25-12	8
	F-27 (Flotation)	Friendship	190	37x11.75-16	10/14/16	9.25-12	8 DDT
	F-28	Fellowship	210	39x13	14/16	9.25-12	8 DT
	F-28 (Flotation)	Fellowship	210	40x14	16	24.5x8.5	10 DT
	F-28 MK2000	—	—	—	—	—	—
	15000/6000	Fellowship	210	40x14	16	24.5x8.5	10 DT
	F-50	—	190	34x10.75-16	12	24x7.7	6
F-70	—	225	H40x14.0-19	20	24x7.7	12 DT	
F-100	—	225	H40x14.0-19	20	24x7.7	10 DT	
Hawker-Siddeley	HS 748	Avro	LS	32x10.75-14	12	8.50-10	10 TT
	1C	Trident	210	34x9.50-18	14	29x8.00-15	12 TT
	1E/2E/3B	Trident	210	36x10.00-18	16	29x8.00-15	12 TT
Ilyushin	IL96M/T	—	235	H49X19.0-22	32 TL	H49X19.0	32 TL
Tupolev	TU204-120	—	225	H40X14.5-19	24 TL	—	—
Let	410/420	—	—	29x11.00-10	10 TL	900-6	10 TL
	610	—	—	1500-16	16 TL	29x11.00-10	10 TL
Lockheed	L-18	Lodestar	LS	13.50-16	24	7.50-14	10
	L-188	Electra	210	40x14	24	26x7.7	10/14
	L-382	Herc	210	56x20.0-20	24	39x13	14
	049/1049	Constellation	150	17.00-20	24 TT/TL	34x9.9	10
	1649	Constellation	150	17.00-20	24TL	34x9.9	10TL
	L-1011-1	TRI-STAR	225	50x20.0-20	32	36x11	20/22
	L-1011	—	225	50x20.0-20	34	36x11	22
	L-1011-14,15	—	225	52x20.5-20	34/36	37x13.0-16	26
Nihon	YS-11	—	LS	39x13	14	24x7.7	10
	400,600	—	LS	12.50-16	12	24x7.7	10
Nord	262	Airliner	LS	39x13	14	9.00-6	10

7.2 COMMERCIAL AIRCRAFT

MANUFACTURER	MODEL	NAME	SPEED	MAIN TIRE		AUXILIARY TIRE	
				TIRE SIZE	PLY RATING	TIRE SIZE	PLY RATING
Pliatus Britten-Norman	BN 2A	Islander	LS	7.00-6	6	6.00-6	6
	BN 2A MKIII	Trislander	LS	8.00-6	6	6.00-6	6
Saab	Saab 340	Airliner	190	24x7.7	12/14	17.5x6.25-6	8
	Saab 2000	—	210	32x8.8	14	18.5.5	8
Short Brothers (Bombardier)	SD3-30	330	LS	34x10.75-16	10	9.00-6	10
	SD3-60	360	LS	34x10.75-16	12	9.00-6	10

7.3 MILITARY AIRCRAFT

IMPORTANT – READ THIS LEGEND FIRST Code: TT = Tube Type TL = Tubeless SC = Smooth Contour

MANUFACTURER	MODEL	NAME	MAIN TIRE		AUXILIARY TIRE	
			TIRE SIZE	PLY RATING	TIRE SIZE	PLY RATING
Beech (Raytheon)	T34B	Mentor	6.50-8	6 TT	5.00-5	6 TT
	U87	Seminole	8.50-10	8 TT	6.50-10	6 TT
	T42A	Cochise	6.50-8	6 TL	5.00-5	6 TL
	VC6A	King Air	8.50-10	8 TL	6.50-10	6 TL TT
	T-1A	Jayhawk	24x7.7	16 TL	18x4.4 DDT	10 TL
Boeing	T-6A	JPATS	20x4.4	14 TL	16x4.4	8 TL
	B52F, G, H	Stratofortress	56x15	38 TL	32x8.8	12 TT
	VC137C	—	46x16	28 TL	39x13	16 TL
	E3A	AWACS	46x16	28 TL	39x13	16 TL
	E4A	747	49x17	30 TL	49x17	30 TL
Cessna (Textron)	T43A	737	40x14	24 TL	24x7.7	14 TL
	KC135	—	49x17	26 TL	38x11	14 TL
	O-1E	Bird Dog	8.00-6/7.00-6	6 TL	3x3.0-4	4 TT
	T37B	—	20x4.4	12 TL	16x4.4	6 TT
	A37	Dragon Fly	7.00-8	16 TL	6.00-6	6 TT
DeHavilland (Bombardier)	T41A	Skyhawk	6.00-6	4 TL	5.00-5	4 TL
	U3B	Blue Canoe	6.50-10	6 TT	6.00-6	6 TT
	U17A	Skywagon	6.00-6	6 TT	10" SC	8 TT
	02A, B	—	6.00-6	8 TL	15x6.00-6	4 TT
	CV-2B	Caribou	11.00-12	8 TL	7.50-10	6 TL
Fairchild	CV-7A	Buffalo	15.00-12	10 TL	8.90-12.50	6 TL
	U-1A	Otter	11.00-12	6 TT	6.00-6	6 TT
	U-6A	Beaver	8.50-10	6 TT	5.50-4	6 TT
	F-105	Thunder Chief	36x11	24 TL	24x7.7	14 TL
Lockheed (General Dynamics)	A-10A	Thunder Bolt II	36x11	22 TL	24x7.7	14 TL
	F-16A, B	Fighting Falcon	25.5x8.0-14	18 TL	18x5.5	14 TL
	F-16C, D	Fighting Falcon	25.5x8.0-14	20 TL	18x5.75-8	18 TL
	F111A	Aardvark	47x18.0-18	30 TL	21x7.25-10	18 TL
	FB111A	Aardvark	47x18.0-18	36 TL	21x7.25-10	20 TL
	FB-111B	Aardvark	47x18.0-18	36 TL	21x7.25-10	20 TL
Grumman	F117A	Knighthawk	32x9.75-18	22 TL	22x6.6-10	18 TL
	A6A/E	Intruder	36x11	24 TL	20x5.5	12 TL
	E6B	Intruder	36x11	24 TL	20x5.5	16 TL
	OV-10C	Mohawk	8.50-10	12 TL	6.50-8	8 TL
	S-2D	Tracker	34x9.9	14 TT	18x5.5	12 TL
	F-14A	Tomcat	37x11.50-16	28 TL	22x6.6-10	20 TL
	E-1B	Tracer	34x9.9	14 TT	18x5.5	12 TT
	E-2A	Hawkeye	36x11	24 TL	20x5.5	12 TL
	C-1A	Trader	34x9.9	14 TT	18x5.5	12 TT
	C-2A	Greyhound	36x11	24 TL	20x5.5	12 TL
Helio	HU-16E	Albatross	40x12	14 TT	26x6	10 TT
	U10A	Courier	6.50-8	6 TT	10" SC	8 TT

7.3 MILITARY AIRCRAFT

MANUFACTURER	MODEL	NAME	MAIN TIRE		AUXILIARY TIRE		
			TIRE SIZE	PLY RATING	TIRE SIZE	PLY RATING	
Vought	A7A, B, E	Corsair II	28x9.0-12	22 TL	22x5.5	12 TL	
	A7D	Corsair II	28x9.0-14	22 TL	22x5.5	10 TL	
	F8H, J	Crusader	26x6.6	16 TL	20x5.5	14 TL	
Lockheed	F104C, D, J, DJ	Starfighter	25x6.75	18 TL	18x5.5	14 TT	
	F104G	Starfighter	25x6.76	18 TL	18x5.5	14 TT	
	F104G	Starfighter	26x8.0-14	16 TL	18x5.5	14 TL	
	SR71	Blackbird	27.5x7.5-16	22 TL	25x6.75	16 TL	
	P2H	Neptune	56" SC	20 TL	34x9.9	14 TL	
	P3A	Orion	40x14	26 TL	28x7.7	14 TL	
	P3B, C	Orion	40x14	28 TL	28x7.7	14 TL	
	F-22	Raptor	37x11.50-18	30 TL	23.5x7.5-10	22 TL	
	C130, A, B, D, E	Hercules	20.00-20	26 TT	12.50-16	12 TT	
	S3A	Viking	30x11.5-14.5	26 TL	22x6.75-10	18 TL	
	C130H	Hercules	20.00-20	26 TL	12.50-16	12 TT/TL	
	C140A	Jetstar	26x6.6	14 TL	18x4.4 DT	10 TL	
	C141	Starlifter	44x16	28 TL	36x11	22 TL	
	T33	Shooting Star	26x6.6	14 TL	22x7.25-11.50	8 TL	
	C5A, B	Galaxy	49x17	26 TL	49x17	26 TL	
	McDonnell-Douglas Co.	A4	Skyhawk	24x5.5	16 TT	18x5.5	12 TL
		AV-8B	Harrier II	26x7.75-13	10 TL	26x8.75-11	16 TL
—		(Alt.)	26x7.75-13	10	—	—	
—		Outrigger	—	—	13.5x6.0-14	14 TL	
C-17		Globemaster II	50x21.0-20	30 TL	40x16	26 TL	
C9A		Nightingale	40x14	24 TL	26.4-6CH	10 TL	
F4B		Phantom I	30x8.0-16	26 TL	18x5.7-8	14 TL	
F4C, D, E		Phantom II	30x11.5-14.5	24/26 TL	18x5.5	14 TL	
F4J		Phantom II	30x11.5-14.5	26 TL	18x5.78	14 TL	
F-15A, B, C, D		Eagle	34.5x9.75-18	26 TL	22x6.6-10	18 TL	
F5E		Eagle	36x11-18	30 TL	22x7.75-9	26 TL	
F-18		Hornet	30x11.5-14.5	26 TL	22x6.6-10	20 TL	
KC10		Extender	52x20.5-23	30 TL	40x15.5-16	28 TL	
Rockwell Int.	B-1B	Lancer	B46x16.0-23.5	30 TL	35x11.5-16	22 TL	
	B-2	Spirit	43x16.0-20	28 TL	34x14.0-14	26 TL	
	OV10A	Bronco	29x11.00-10	10 TL	7.50-10 CT	12 TL	
	U4A	Aero Commander	8.50-10	6 TT	6.00-16	6 TT	
	T-2B	Buckeye	24x5.5	12 TL	20x4.4	10 TL	
	T-28D	Trojan	24x7.7	10 TT	24x7.7	10 TL	
	T-39	Sabreliner	26x6.6	14 TL	18x4.4	6 TL	
	Shuttle	—	44.5x16.0-21	34 TL	32x8.8	20 TL	
Northrop	F5A, B	Freedom Fighter	22x8.5-11	16 TL	18x6.5-8	12 TL	
	F5E	Tiger II	24x8.0-13	18 TL	18x6.5-8	12 TL	
	T38A	Talon	20x4.4	12/14 TL	18x4.4	6 TL	
	F-20	Tiger Shark	24x8.0-13	18 TL	18x6.5-8	12 TL	
Piper	U7A	—	8.00-4	4 TT	TAILSKID	—	
	U11A	Aztec	7.00-6	8 TT	6.00-6	4 TT	

7.4 INTERNATIONAL MILITARY AIRCRAFT

MANUFACTURER	MODEL	NAME	MAIN TIRE		AUXILIARY TIRE	
			TIRE SIZE	PLY RATING	TIRE SIZE	PLY RATING
Alenia	G222	—	39x13	14/16 TL	29x11.00-12	10 TL
	AMX	—	670-210-12	18	18x5.5-8	10
Aermacchi	A129	—	545x1.75-12	12	380-150-4	6
British Aerospace	GR-5	Harrier	26x7.75-13	12 TL	26x8.75-11	16 TL
		Harrier Outrigger	—	—	13.5x6.00-4	14 TL
		Strikemaster	21x6.75-9	10 TL	6.00-4	12
		Jaguar	615x225-10	12 TL	550-250-6	—
Dassault Aviation	—	Hawk	6.50-10	14 TL	—	—
		Mirage I	605x155-13	10	360-135-6	—
		Mirage III	750x230-15	14 TL	450x190-5	10
		Mirage V	750x230-15	14 TL	450x190-5	10
		Mirage 2000	750x230-15	14 TL	360x135-6	—
Embraer	—	Atlantique	39x13	22	26x8.00-13	—
		Alpha Jet	615x225-10	12 TL	380-150-4	—
		Xingu	670x210-12	10 TL	16x4.4	6 TT
		Xavante	21.5x7.00-10	12 TL	5.00-4.5	6 TL
		Patrolha	670x210-12	10 TL	6.50-8	8 TT
—	—	Tucano	6.50-10	8 TT	5.00-5	8 /10TT
		AM-X	670x210-12	18 TL	18x5.5	10 TL
		Nomad	8.00-6	8	8.00-6	8
GAF	—	Arava	11.00-12	10 TL	9.00-6	10 TL
		Kfir	750-230-15	22 TL	450x190-5	22 TL
Panavia	—	Tornado	30x11.50R14.5 or	24 TL	18x5.5	12 TL
		—	30x11.5-14.5	—	—	—
Plaggio	P188	—	8.50-8	8 TL	6.00-6	8 TL
Pilatus	—	Turbo Porter	7.60-10	6 TL	5.00-4	—
		—	6.50-8	8 TL	6.00-6	8 TL
		—	20x4.4	8 TL	16x4.4	8 TL
		—	8.50-10	10 TL	17.5x6.75-6	8 DT
Saab	—	Viggen	26x6.6	14 TL	18x5.5	12 TL
		J32B	32x9.50-16	14 TL	24x7.25-12	10 TL
		J35A	30x7.7	18 TL	22x5.5	10 TL
		JAS39	25.5x8.0-14	16 TL	14.5x5.5-6	8 TL
SAI Marchetti	S211	—	6.50-8	8 TL	5.00-5 DDT	10 TL

section 8

ENGINEERING AND TECHNICAL INFORMATION

7.5 COMMERCIAL ROTARY WING AIRCRAFT

MANUFACTURER	MODEL	NAME	MAIN TIRE		AUXILIARY TIRE	
			TIRE SIZE	PLY RATING	TIRE SIZE	PLY RATING
Aerospatiale	SA360	—	355x150-4	—	260-80-4	—
	SA365N	Dauphin II	380-150-6	6 TT	13x5.00-4	—
	—	—	15x6.00-6	6 TT	—	—
Bell	214	—	19.5x6.75-8	10 TT	5.00-5	10 TT
	222	—	6.00-6	TT	5.00-5	10 TT
Boeing Vertol	234	Chinook	8.50-10	10/12 RTL	8.50-10	10/12 TL
	BB 609	—	17.5x5.75-8	12 TL	5.00-4	14 TL
Sikorsky	S76A	—	14.5x5.5-8	12 TL	5.00-4	12 TL
	S76B	—	14.5x5.5-6	14 TL	5.00-4	14 TL
	S70	—	26x10.0-11	12 TL	15x6.00-6	6 TT
	S58	—	11.00-12	8 TT	6.00-6	6 TT
	S61	—	6.50-10	6 TL	6.00-6	8 TT
	S62	—	—	—	—	—
Westland	W30EMB-121	—	8.50-10	6 TL	5.00-5	4 TT

7.6 MILITARY ROTARY WING AIRCRAFT

MANUFACTURER	MODEL	NAME	MAIN TIRE		AUXILIARY TIRE	
			TIRE SIZE	PLY RATING	TIRE SIZE	PLY RATING
Kamen	HH-43B	Huskie	5.00-5	10 TT	5.00-5	10 TT
	HH-43F	Huskie	5.00-5	10 TT	5.00-5	10 TT
	UH-2C	SeaSprite	17.5x6.25-11	8 TL	5.00-5	6 TT
	HH-2D	SeaSprite	17.5x6.25-11	8 TL	5.00-5	6 TT
	SH-2D	SeaSprite	17.5x6.25-11	8 TL	5.00-5	6 TT
	SH-2F	SeaSprite	17.5x6.25-11	8 TL	5.00-5	6 TT
Sikorsky	H-33, D, E	SeaKing	6.50-10	6 TL	6.00-6	8 TT
	HH-52A	—	6.50-10	6 TL	5.00-5	6 TT
	H-54A	Skycrane	12.50-16	12 TL	8.50-10	10 TL
	H-54B	Skycrane	8.50-10	12 TL	8.50-10	12 TL
	UH-60A	Blackhawk	26x10.0-11	12 TL	15x6.00-6	6 TT
	SH60B	Seahawk	26x10.0-11	10 TL	6.00-6	8 TT
	CH-53A, D	Sea Stallion	8.50-10	10 TL	8.50-10	10 TL
	HH-53B, C, H	Sea Stallion	8.50-10	10 TL	8.50-10	10 TL
	CH-53E	Super Stallion	8.50-10	12 TL	8.50-10	12 TL
	H34	Choctaw	11.00-12	12 TL	6.00-6	6 TT
Boeing Vertol	CH-46F	Sea Knight	18x5.5	8 TL	18x5.5	8 TL
	CH-47A	Chinook	22x5.5	12 TL	16x4.4	8 TT
	CH-47B	Chinook	8.50-10	8 TT	8.50-10	8 TT
	CH-47C	Chinook	8.50-10	12 TT	8.50-10	12 TT
	V-22	Osprey	8.50-10	12 TL	18x5.7-8	14 TL
McD/Hughes	AH-64A	Apache	8.50-10	10 TL	5.00-4	14 TL

7.7 INTERNATIONAL ROTARY WING AIRCRAFT

MANUFACTURER	MODEL	NAME	MAIN TIRE		AUXILIARY TIRE	
			TIRE SIZE	PLY RATING	TIRE SIZE	PLY RATING
Agusta	109A	—	380x135-6	12 TL	SOLID	—
	109A	—	14.5x5.5-6	14 TL	SOLID	—
	A129	—	8.50-10	6 TL	SOLID	—
Aerospatiale (Eurocopter)	330	Puma	700-6	10 TL	7.00-6	10 TL
	332 MKI/II	Superpuma	615x225-10	12 TL	7.00-6	10 TL
	SA319	Alouette III	355x150	TT	355x150	TT
	SA360C/365C	Dauphin	260x80	4 TT	15x6.0-6	10 TL
	SA365N/366G	Dauphin N	15x6.0-6	10 TL	500-4	6 TT
	SA321	Super Frelon	700-6	10 TL	700-6	10 TL
—	Tiger	—	23x9.0-8	10 TL	500-5	8 TL

Whether designing aircraft tires or simply talking about them, standardization of terms is vitally important to ensure a common understanding between user, supplier and manufacturer.

8.1 TIRE SIZE SELECTION

MAIN WHEEL TIRES In the selection of tires for a newly designed aircraft, allowances should be made to provide an increase in loading capability.

Aircraft growth is generally experienced during the complete life of the aircraft starting from the prototype to the first production units and progressing to heavier weight versions to meet the requirements dictated by the operators of the aircraft. The selection of a tire that permits an increased load rating capability will avoid the costly necessity of a change in tire size or wheel details required to support the heavier version aircraft.

The main wheel tire requirements should be based upon the most aft center of gravity location and the ground operational load-speed-time history considered to be the most severe during normal service operations. Consideration should be given to operations at high elevation airports and also high ambient temperature.

NOSE WHEEL TIRES It is important that the selection of a nose wheel tire be reviewed from both a static load requirement and also a dynamic braking condition. Care should be taken during initial selection of the tire to program allowances for loading growth to avoid possible retrofitting in the future.

In the case of the nose wheel tire, the load should be based upon the most forward center of gravity location.

To enable the aircraft tire manufacturer to lend technical assistance in the selection of the main/nose gear tires, the forms on the next page are provided listing the essential requirements for an engineering review to be conducted.

8.2 INFLATION UNDER LOAD

The inflation pressures shown are for unloaded tires. When tires are inflated under load, the applicable pressures should be increased four percent. For example:

Rated static load and inflation	38,300 lb at 185 psi
Operating static load	—Case 1 38,300 lb
	—Case 2 37,000 lb
For Case 1, inflate tire	—If unloaded 185 psi
	—If loaded 185 x 1.04 = 192 psi
For Case 2, inflate tire	—If unloaded $\frac{37,000}{38,300} \times 185 = 179$ psi
	—If loaded $\frac{37,000}{38,300} \times 185 \times 1.04 = 186$ psi

8.3 TIRE MEASUREMENT PROCEDURE

Before a tire can be measured, it must be mounted on its proper rim, inflated to the pressure given in the applicable table of the Tire Data section, allowed to stand at least 12 hours at ambient room temperature, and the pressure checked. The outside diameter of the tire should be determined by measuring circumferentially:

$$OD = \frac{\text{Circumference}}{3.1416}$$

8.4 OPERATING TIRE TEMPERATURES

Aircraft tires shown in this handbook are not recommended for usage where tire surface temperatures exceed 225°F (107°C), or where brake heat results in temperatures that exceed 300°F (149°C) at wheel surfaces adjacent to the tire and tube. Consult Goodyear for operation outside these limits.

8.5 LOAD RATINGS USED FOR HELICOPTERS

Special load ratings have been set up for tires used on helicopters.

When used on helicopters, standard aircraft tires may be rated up to a factor of 1.50 for both load and inflation.

Maximum permissible inflation is usually 1.5 times normal aircraft inflation, but limited cases may be 1.8 times normal aircraft inflation.

These factors are to be applied to ratings shown in the tables for standard aircraft tires.

Maximum allowable dimensions for new tires used on helicopters are 4 percent larger than maximum aircraft tire dimensions. (In calculating maximum outside and shoulder diameters, rim diameters are deducted before applying the 4 percent.)

8.6 RADIUS OF GYRATION

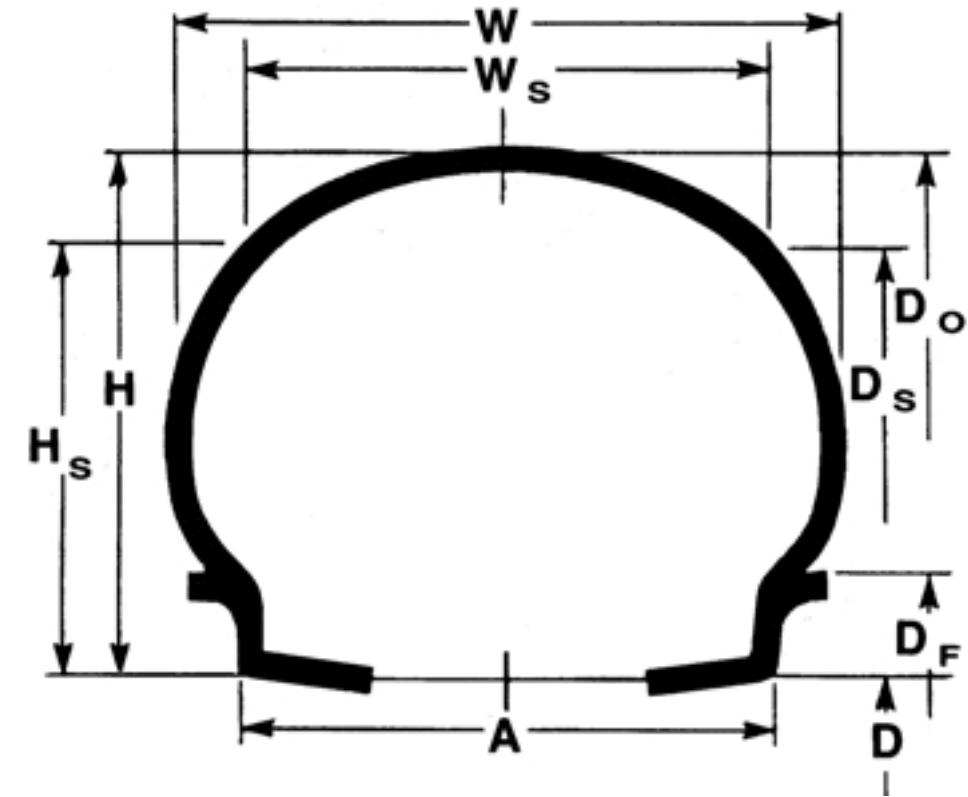
TIRE ASSEMBLIES The approximate values for the radius of gyration of tire assemblies are calculated by using the following formula:

$$\text{Radius of gyration} = \frac{\text{Max O.D.} + \text{Min O.D.}}{5.12}$$

WHEEL ASSEMBLIES Approximate values for radii of gyration of wheel assemblies are calculated by using the following formula:

(Including rotating brake parts) Radius of gyration = 0.40 x "D" ("D" = rim ledge diameter). (The above formula is accurate to ± 20 percent.)

8.7 AIRCRAFT TIRE DIMENSIONS AND DEFLECTION



- D = Rim Ledge Diameter
 - D_F = Rim Flange Outer Diameter
 - D_O = Outside Diameter
 - D_S = Shoulder Diameter
 - W = Cross Section Width
 - W_S = Shoulder Width
 - H = Section Height
 - H_S = Shoulder Section Width
 - Maximum dimensions of new, unused inflated tires (after 12 hours stretch minimum).
- $$W_S (\text{max}) = .90 W (\text{max})$$
- $$D_S (\text{max}) = 2 (.90 H (\text{max})) + D$$
- $$H = \frac{D_O - D}{2}$$
- $$H_S = \frac{D_S - D}{2}$$

METHOD OF CALCULATION

$$SLR = \frac{D_M}{2} - d \left[\frac{(D_M - D_F)}{2} \right]$$

SLR = Static Load Radius

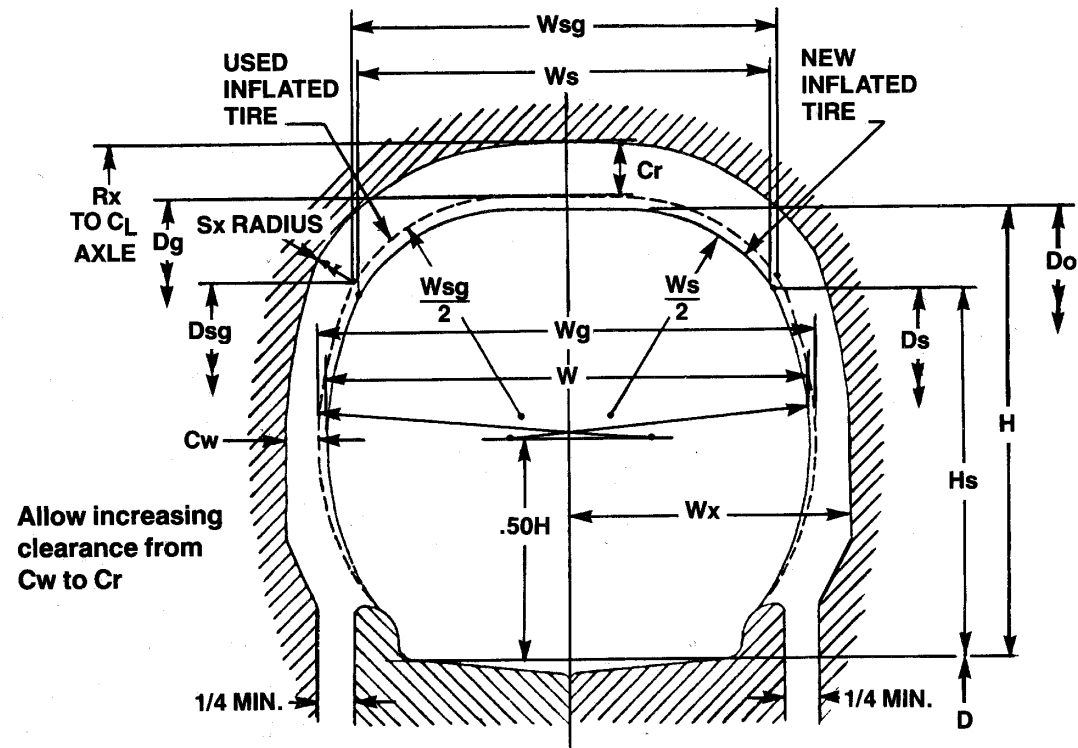
D_M = Mean Overall Tire Diameter @ C/L

D_F = Rim Flange Outer Diameter

d = Percent Tire Deflection (in Decimal Form)

8.8 GROWTH AND MINIMUM CLEARANCE ALLOWANCE

A. An allowance on the maximum tire dimensions shown in the tables must be made to compensate for the growth or stretch of the tire fabric during service. It is important that the following rules be observed by anyone using aircraft tire dimensions.



Note: Radii $Ws/2$ and $Wsg/2$ are drawn through their respective shoulder points tangent to Do and Dg respectively. Radii below the shoulder points pass through the shoulder points and are tangent to W and Wg respectively.

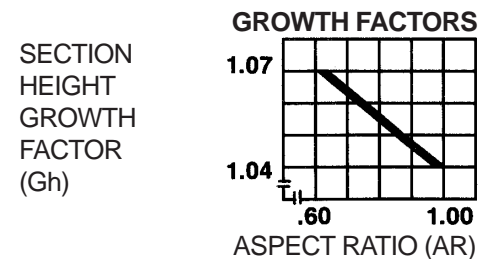
- D = Rim Ledge Diameter
- *Do = Maximum Outside Diameter
- *H = Maximum Section Height
- *W = Maximum Cross Section Width
- *Ds = Maximum Shoulder Diameter
- *Hs = Maximum Shoulder Height
- *Ws = Maximum Shoulder Width
- Wg = Maximum Growth Section Width
- Dg = Maximum Growth Outside Diameter
- Wsg = Maximum Growth Shoulder Width
- Dsg = Maximum Growth Shoulder Diameter
- *Dimensions of new, unused inflated tire.

Obtain new tire dimensions Do , Ds , W and Ws shown in the tire tables as maximum.

Note: Dimensions "W" and "Wg" include all protective side ribs, lettering, bars and decorations.

Determine "grown" dimensions as follows: (use appropriate growth factor from graph)

- $Wg = Gw (W)$
- $Dg = D + 2 (Gh) (H)$
- $Wsg = Gw (Ws)$
- $Dsg = D + 2(Gh)(Hs)$
- $H = (Do - D)/2$
- $Hs = (Ds - D)/2$



Section Width Growth Factor $Gw = 1.04$
 Section Height Growth Factor $Gh = 1.115 - (.075 \times AR)$

8.8 GROWTH AND MINIMUM CLEARANCE ALLOWANCE

B. Clearance allowances between the tire and the adjacent parts of the aircraft must be made by the aircraft manufacturer. These allowances are to be based on the maximum overall tire dimensions shown in the tables, plus growth allowance due to service, plus the increase in diameter due to centrifugal force. Minimum distances to adjacent parts of the aircraft are determined as follows:

- Determine maximum grown tire envelope as instructed in note 8.8A on page 42. (This is the dotted line labeled "used inflated tire.")
- Obtain radial clearance Cr and lateral clearance Cw from the following formulae:

$$Cr = .073 Wg + 0.4 \text{ for } 250 \text{ MPH} \quad Cw = .019 Wg + .23$$

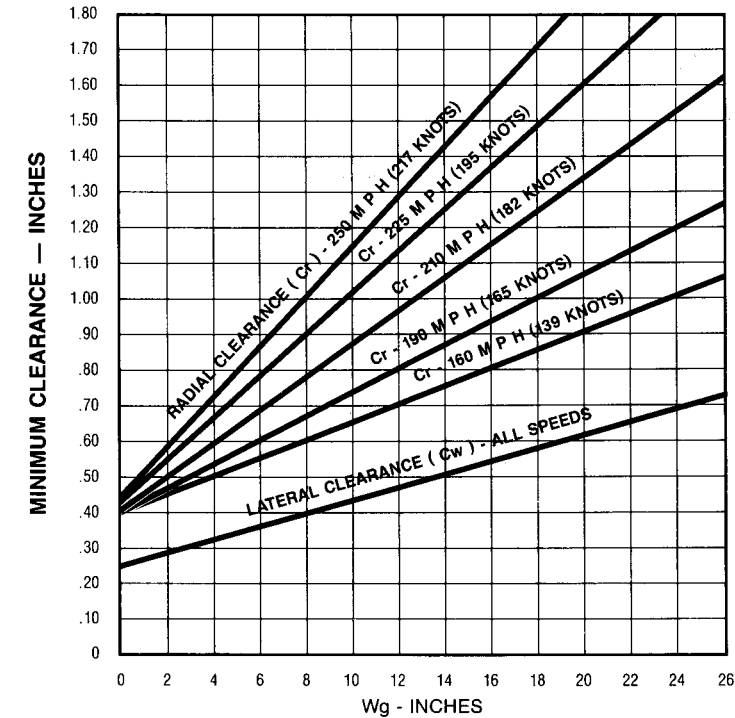
$$.060 Wg + 0.4 \text{ for } 225 \text{ MPH}$$

$$.047 Wg + 0.4 \text{ for } 210 \text{ MPH}$$

$$.037 Wg + 0.4 \text{ for } 190 \text{ MPH}$$

$$.029 Wg + 0.4 \text{ for } 160 \text{ MPH}$$

The following is a graphic representation of the above formulae:



- Determine distance to adjacent parts as follows:

$$Rx \text{ (Min.)} = \text{Radial distance from axle C/L to adjacent part.} = (Dg/2) + Cr$$

$$Wx \text{ (Min.)} = \text{Lateral distance from the C/L to adjacent part.} = (Wg/2) + Cw$$

$$Sx \text{ Radius (Min.)} = \text{Clearance allowed between tire shoulder area and adjacent part.} = \frac{Cw + Cr}{2}$$

